DAFTAR PUSTAKA

Brahmantyo, R. A., Wibowo, J., & Nurcahyawati, V. (2023). Manajemen Persediaan Menggunakan Metode *Safety Stock* Dan *Reorder Point*. *Jurnal Sains Dan Informatika , 9* (1), 11.

Farhana, N. N., Yahya, W. F., & Mubarok, K. (2025). Analisis *Safety Stock* Dan *Reorder Point* Persediaan Produk Wheel-Grinding, 4" Di PT XYZ. *JURNAL TEKNIK INDUSTRI, 3*(1), 9.

Fauziah, R., & Anwar, A. (2024). optimasi persediaan limulus amebocyte lysate(lal) dengan implementasi model q probabilistik. *logistics & supply chain (logic), 2*(2), 61 -68. doi:https://doi.org/10.33197/logic.vol2.iss2.2023.1829

Ichwana, D., Rianda, Y., & Ekariani, S. (2024). Perancangan Dan Implementasi Pendeteksi Kekeruhan Air Menggunakan Mikrokontroler Berbasis Nilai Nephelometric Turbidity Unit. *Nasional Teknologi & Sistem Informasi, 10*(1). Doi:Https://Doi.Org/10.25077/TEKNOSI.V10i1.2024.9-16

Mardhatillah, L. C., Anriani, A., Juniarty, A. Y., & Purnaini, R. (2023). Pengolahan Air Gambut Menjadi Air Bersih Menggunakan Metode Elektrokoagulasi Dan Filtrasi. *Teknologi Lingkungan Lahan Basah, 11*(2).

Nelza, N., Sebayang, M., Yunianto, & Simatupang, D. F. (2023). Penentuan Kebutuhan Poli Aluminium Klorida Pada Proses. *Jurnal Sains Dan Teknologi, 2*(6), 1047 -1052. Doi:10.55123/Insologi.V2i6.2783

Nugraha, A. A., & Fathurrohman, L. R. (2025). Penerapan Pengendalian Persediaan Menggunakan Metode *Safety Stock* Dan *Reorder Point* Untuk Meningkatkan Efisiensi Biaya Persediaan Barang Jadi (Studi Kasus Pada PT. Medal Queenindo). *Indonesian Accounting Literacy Journal, 5*(2), 210 - 227.

Rahmah, M., Asmara, A. P., & Mahrizal, M. (2025). the effectiveness of coagulants and *Flocculant*s in improving clarifier water quality: a case study at pt perta arun gas, lhokseumawe. *journal of chemistry, 8*(1). doi: https://doi.org/10.21580/wjc.v8i1.23656

Rochman, B. A., & Waluyowati , N. P. (2024). pelaksanaan sistem pengendalian persediaan bahan baku dalam meningkatkan hasil produksi. *kewirausahaan dan inovasi, 3*(1), 163 -174. doi:https://doi.org/10.21776/jki.2024.03.1.14

Satriawisti, G., & Parung, J. (2024). keberlanjutan industri kelapa sawit. *jurnal teknik industri, 19*(3), 122 - 135. doi:https://doi.org/10.14710/jati.19.3.122-135

Silaban, Y. N., Supriyanto, G., & Renjani, R. A. (2025). Optimization Of *Chemical* Dosage In External *Water Treatment Plant*. *CHEMICAL ENGINEERING, 9*(2), 67 - 73. Doi:Https://Dx.Doi.Org/10.20961/Equilibrium.V9i2.107185

Sunanto, S., & Pratama, R. P. (2021). implementasi logika fis tsukamoto untuk menentukan takaran zat kimia pada proses pengolahan air di pabrik kelapa sawit. *journal of informatika system, 5*(02). doi:https://doi.org/10.35145/joisie.v5i2.1756

Tiurlan, I., & Wicaksono., S. M. (2023). usulan penentuan quantity order, *reorder point*, dan *safety Stock* material stroomnet dengan pendekatan model min-max dan continuous review (studi kasus: bagian inventory pt indonesia comnet plus). *industrial engineering online, 12*(2).

Yuganta, S. A., Hidaya, & Jufriyanto, M. (2024). Analisis Pengendalian Persediaan Bahan Kimia Tawas Dengan Metode EOQ Dan JIT Pada Perumda Giri Tirta Gresik. *Jurnal Teknologi Terapan, 8*(3), 1639 -1648.

LAMPIRAN

Lampiran 1 Data Pemakaian *Chemical*

Tawas			
No	Bulan	Pemakaian (kg)	
1	Juli 2025	300	
2	Agustus 2025	595	
3	Sep-25	400	
4	Oktober 2025	500	
5	Nov-25	250	
6	Desember 2025	200	
7	Januari 2026	255	
8	Februari 2026	420	
9	Maret 2026	450	
10	Apr-26	400	
11	Mei 2026	451,5	
12	Juni 2026	557	
			4778,5
			398,2

Soda Ash			
No	Bulan	Pemakaian (kg)	
1	Juli 2025	130	
2	Agustus 2025	207	
3	Sep-25	131	
4	Oktober 2025	175	
5	Nov-25	58	
6	Desember 2025	38	
7	Januari 2026	65	
8	Februari 2026	119	
9	Maret 2026	111	
10	Apr-26	38	
11	Mei 2026	226	
12	Juni 2026	373,2	
			1671,2
			139,3

Flokulan/*Polymer*		
No	Bulan	Pemakaian (kg)
1	Juli 2025	1,8
2	Agustus 2025	3,2
3	Sep-25	2,4
4	Oktober 2025	3,3
5	Nov-25	3,3
6	Desember 2025	2,7
7	Januari 2026	3
8	Februari 2026	3
9	Maret 2026	2,7
10	Apr-26	3,3
11	Mei 2026	4,6
12	Juni 2026	3,9
		37,2
		3,1

Lampiran 2 Permintaan Pembelian (PP)

Riwayat Pemebelian Tawas					
Bulan	**Tanggal PP**	**Tanggal PO (Hari)**	**Tanggal Loading**	**Tanggal Terima**	***Lead time***
Agustus 2025	02-Aug-25	13	15-Aug-25	18-Aug-25	3
Sep-25	19-Aug-25	28	16-Sep-25	19-Sep-25	3
Nov-25	24-Nov-25	23	17-Dec-25	19-Dec-25	2
Januari 2026	06-Jan-26	34	09-Feb-26	12-Feb-26	3
Februari 2026	12-Feb-26	29	13-Mar-26	17-Mar-26	4
Maret 2026	17-Mar-26	21	07-Apr-26	10-Apr-26	3
Juni 2026	04-Jun-26	18	22-Jun-26	27-Jun-26	5

Riwayat Pemebelian *Soda Ash*					
Bulan	**Tanggal PP**	**Tanggal PO (Hari)**	**Tanggal Loading**	**Tanggal Terima**	***Lead time***
Agustus 2025	02-Aug-25	13	15-Aug-25	18-Aug-25	3
Desember 2025	11-Dec-25	46	26-Jan-26	28-Jan-26	2
Februari 2026	05-Feb-26	32	09-Mar-26	11-Mar-26	2
Juni 2026	04-Jun-26	18	22-Jun-26	27-Jun-26	5

Lampiran 3 Persediaan Gudang

Persediaan Gudang Tawas					
Bulan	***Stock* Awal**	**Barang Masuk**	**Barang Keluar (TWP)**	**Pemakian Boiler**	***Stock* Akhir**
Juli 2025	700		400		300
Agustus 2025	300	1000	500	100	700
Sep-25	700	1000	550		1150
Oktober 2025	1150		450		700
Nov-25	700		400		300
Desember 2025	300	500	250		550
Januari 2026	550		350		200
Februari 2026	200	500	400	100	200
Maret 2026	200	500	450		250
Apr-26	250	1000	400		850
Mei 2026	850		450		400
Juni 2026	400		400		0

Persediaan Gudang *Soda Ash*					
Bulan	***Stock* Awal**	**Barang Masuk**	**Barang Keluar (WTP)**	**Pemakaian Kernel**	***Stock* Akhir**
Juli 2025	750		150	100	500
Agustus 2025	500	1000	350	100	1050
Sep-25	1050		200	50	800
Oktober 2025	800			100	700
Nov-25	700		150	100	450
Desember 2025	450		100	50	300
Januari 2026	300	500	50	50	700
Februari 2026	700		100		600
Maret 2026	600		200		400
Apr-26	400		100	50	250
Mei 2026	750		250	50	450
Juni 2026	450		350	100	0

Persediaan Gudang *Flokulan*/*Polymer*				
Bulan	***Stock* Awal**	**Barang Masuk**	**Barang Keluar (WTP)**	***Stock* Akhir**
Juli 2025	250			250
Agustus 2025	250			250
Sep-25	250		25	225
Oktober 2025	225			225
Nov-25	225			225
Desember 2025	225			225
Januari 2026	225			225
Februari 2026	225			225
Maret 2026	225			225
Apr-26	225		25	200
Mei 2026	200			200
Juni 2026	200			200

Lampiran 4 Gudang *Chemical*





Lampiran 5 Pencampuran Tawas





Lampiran 6 Dosis yang dipakai Operator WTP

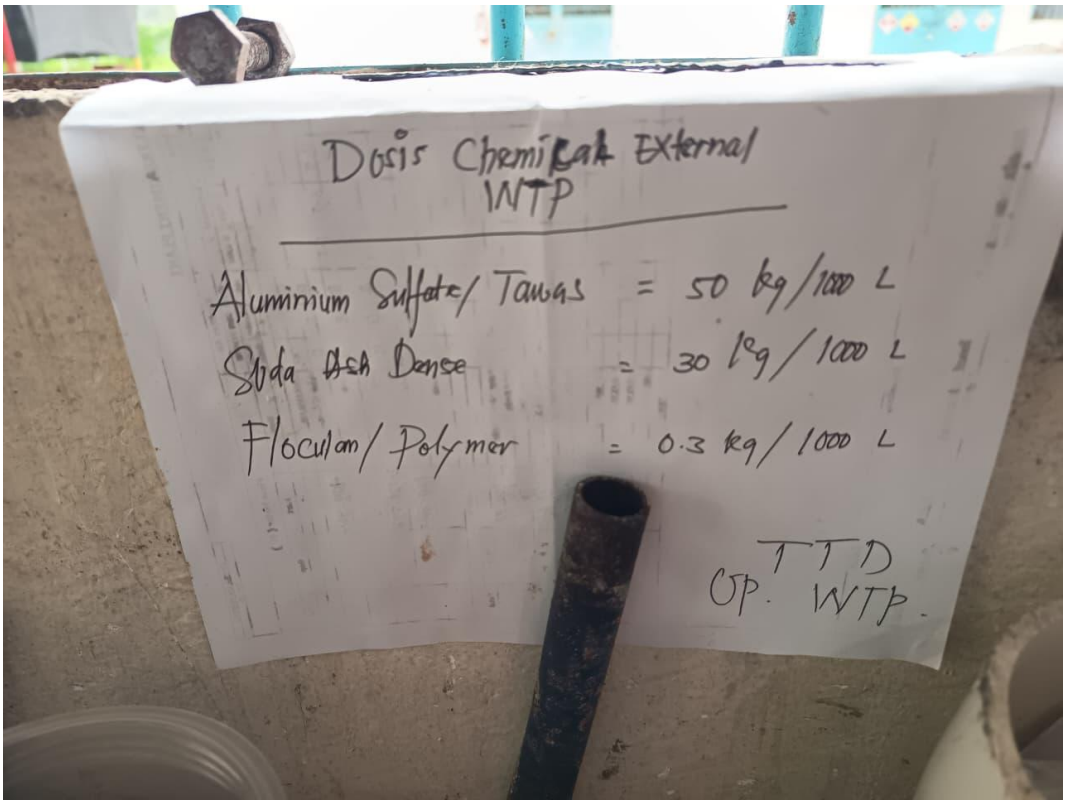

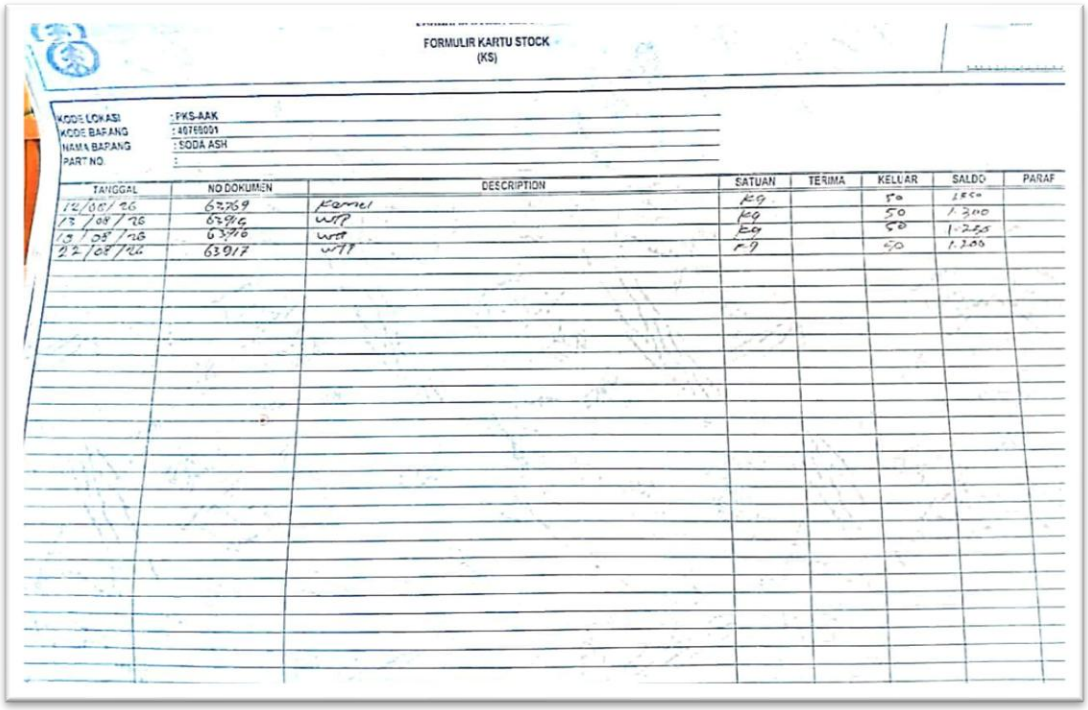

FORMULIR KARTU STOCK
(KS)

KODE LOKASI : PKS-AAK
KODE BARANG : 40760001
NAMA BARANG : SODA ASH
PART NO. :

TANGGAL	NO DOKUMEN	DESCRIPTION	SATUAN	TERIMA	KELUAR	SALDO	PARAF
12/08/26	63769	Kernel	kg		50	1.550	
13/08/26	63916	WTP	kg		50	1.300	
13/08/26	63916	WTP	kg		50	1.250	
22/08/26	63917	WTP	kg		50	1.200	

Lampiran 7 Kartu *Stock Chemical*

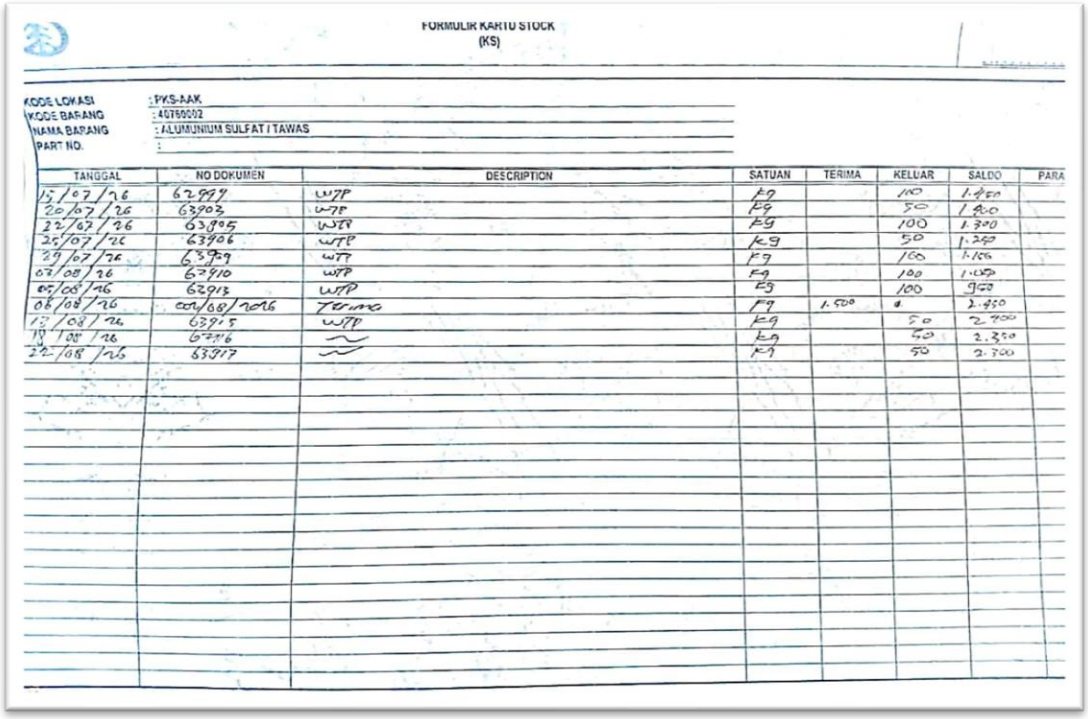

FORMULIR KARTU STOCK
(KS)

KODE LOKASI : PKS-AAK
KODE BARANG : 40760002
NAMA BARANG : ALUMUNIUM SULFAT / TAWAS
PART NO. :

TANGGAL	NO DOKUMEN	DESCRIPTION	SATUAN	TERIMA	KELUAR	SALDO	PARA
15/07/26	62999	WTP	Kg		100	1.450	
20/07/26	63903	WTP	Kg		50	1.400	
22/07/26	63905	WTP	Kg		100	1.300	
25/07/26	63906	WTP	Kg		50	1.250	
29/07/26	63909	WTP	Kg		100	1.150	
03/08/26	63910	WTP	Kg		100	1.050	
05/08/26	62913	WTP	Kg		100	950	
06/08/26	002/08/2026	Terima	Kg	1.500	0	2.450	
13/08/26	63915	WTP	Kg		50	2.400	
18/08/26	63916	~	Kg		50	2.350	
22/08/26	63917	~	Kg		50	2.300	

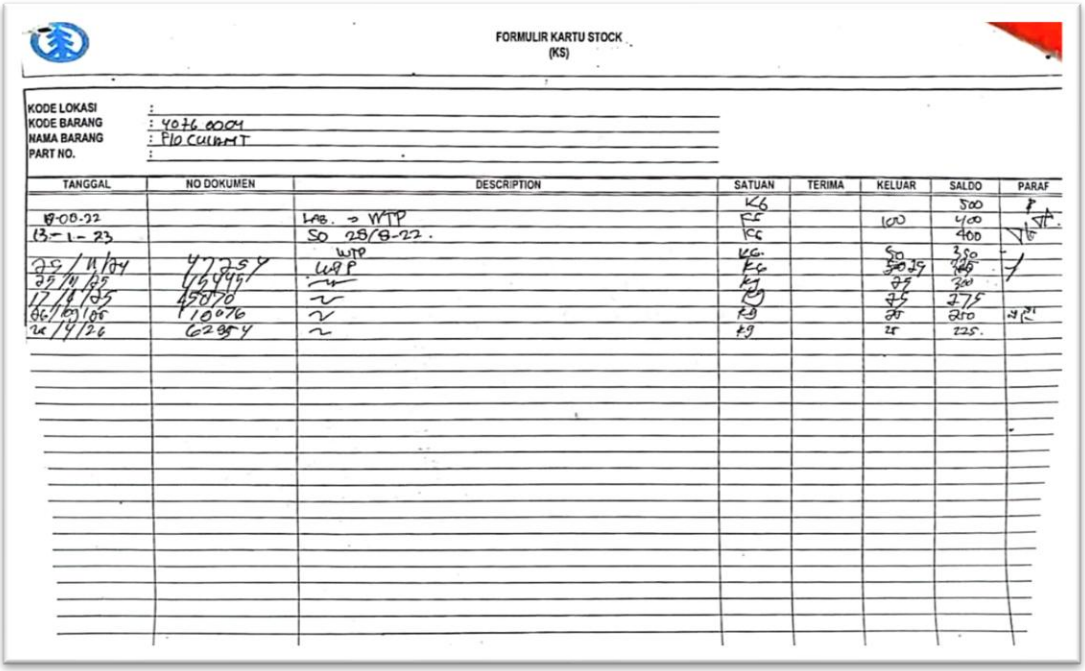

FORMULIR KARTU STOCK
(KS)

KODE LOKASI :
KODE BARANG : 4076 0004
NAMA BARANG : Flo Culant
PART NO. :

TANGGAL	NO DOKUMEN	DESCRIPTION	SATUAN	TERIMA	KELUAR	SALDO	PARAF
			Kg			500	
18-08-22		LAB. → WTP	Kg		100	400	
13-1-23		SO 28/8-22.	Kg			400	
		WTP	Kg.		50	350	
25/11/24	47254	WTP	Kg		50 29	325	
25/11/25	45445	~	Kg		25	300	
17/4/25	45870	~	Kg		25	275	
26/09/05	10076	~	Kg		25	250	
26/4/26	62854	~	Kg		25	225.	

Lampiran 8 Rekap Laporan *Chemical* dan WTP Juli 2025 – Juni 2026

Mukti Group

REKAP LAPORAN CHEMICAL & WATER TREATMENT

Periode : Juli 2025

			1	2	3	4	5	6	7	8	9	10	11	12	13	14	15	16	17	18	19	20	21	22	23	24	25	26	27	28	29	30	31	Total
Watertreatme	TO PKS	This Day																																
		To Date this	-	-	-	-	-	-	-	-	-	-	-	-	-	-	-	-	-	-	-	-	-	-	-	-	-	-	-	-	-	-	-	6.481
	Water Intake/clarifie	This Day	437,0	520,0		161,8			320,0	552,0		292,0	348,0			533,0	298,0	301,0	304,0	262,0			475,0	343,0	309,0	347,0	493,0			336,0	386,0	313,0	339,0	
		To Date this	437	957,0	957	1.119	1.119	1.119	1.439	1.991	1.991	2.283	2.631	2.631	2.631	3.164	3.462	3.763	4.067	4.329	4.329	4.329	4.804	5.147	5.456	5.803	6.296	6.296	6.296	6.632	7.018	7.331	7.670	7.670
	Domistik	This Day	53,30	11,48		45,40			30,80	10,57		30,30	88,0			23,76	87,70	78,80	81,70	14,7			50,8	68,3	81,1	85,5	10,12			25,7	75,8	17,3	17,6	
		To Date this	53,3	64,8	64,8	110,2	110,2	110,2	141,0	151,6	151,6	181,9	269,9	269,9	269,9	293,6	381,3	460,1	541,8	556,5	556	556	607	676	757	842	852	852	852	878	954	971	989	989
	Demint Plant	This Day	212,1	274,3		228,3			155,2	338,3		181,3	183,0	-		211,6	166,2	164,9	164,3	190,3			252,2	185,1	165,8	180,0	246,0			152,0	224,0	163,8	191,3	
		To Date this	212	486,4	486	715	715	715	870	1.208	1.208	1.390	1.573	1.573	1.573	1.784	1.950	2.115	2.280	2.470	2.470	2.470	2.722	2.907	3.073	3.253	3.499	3.499	3.499	3.651	3.875	4.039	4.230	4.230
TOTAL			702	1.508	1.508	1.944	1.944	1.944	2.450	3.351	3.351	3.854	4.473	4.473	4.473	5.242	5.793	6.338	6.888	7.355	7.355	7.355	8.133	8.729	9.285	9.898	10.647	10.647	10.647	11.161	11.847	12.341	12.888	
Chemical :	Tawas/Alum	This Day	40,0							10,0		40,0				10,0	50,0		40,0				40,0				20,0						50,0	
		To Date this	40,0	40,0	40,0	40,0	40,0	40,0	40,0	50,0	50,0	90,0	90,0	90,0	90,0	100,0	150,0	150,0	190,0	190,0	190,0	190,0	230,0	230,0	230,0	230,0	250,0	250,0	250,0	250,0	250,0	250,0	300,0	300,0
	Soda Ash	This Day	-	50,0	-		-	-	40,0		-			-	-	-	-	-	40,0	-						-		-	-			-		
		To Date this	-	50,0	50,0	50,0	50,0	50,0	90,0	90,0	90,0	90,0	90,0	90,0	90,0	90,0	90,0	90,0	130,0	130,0	130,0	130,0	130,0	130,0	130,0	130,0	130,0	130,0	130,0	130,0	130,0	130,0	130,0	130,0
	POLIMER/Floculan	This Day	-			0,3			0,2			0,2				0,5		-		-						-					0,3		0,3	
		To Date this	-	-	-	0,3	0,3	0,3	0,5	0,5	0,5	0,7	0,7	0,7	0,7	1,2	1,2	1,2	1,2	1,2	1,2	1,2	1,2	1,2	1,2	1,2	1,2	1,2	1,2	1,2	1,5	1,5	1,8	1,8
	HCL	This Day					-	-		600							-	-			-	-	-	-	-	-		-		-		-	-	
		To Date this	-	-	-	-	-	-	-	600	600	600	600	600	600	600	600	600	600	600	600	600	600	600	600	600	600	600	600	600	600	600	600	600
	S-2101(Oxigen Scaven	This Day	2,5	2,5		3,0			2,5	3,0		3,5					2,3		3,0							2,5	2,5						3,5	
		To Date this	2,5	5,0	5,0	8,0	8,0	8,0	10,5	13,5	13,5	3,5	3,5	3,5	3,5	3,5	5,8	5,8	8,8	8,8	8,8	8,8	8,8	8,8	8,8	11,3	13,8	13,8	13,8	13,8	13,8	13,8	17,3	17,3
	S-2201(Scale Inhibitor	This Day	1,0	1,5		1,5			0,5	0,5		2,5					1,0		1,3							1,0	1,0						1,0	
		To Date this	1,0	2,5	2,5	4,0	4,0	4,0	4,5	5,0	5,0	7,5	7,5	7,5	7,5	7,5	8,5	8,5	9,8	9,8	9,8	9,8	9,8	9,8	9,8	10,8	11,8	11,8	11,8	11,8	11,8	11,8	12,8	12,8
	S-2001(Alkalinity Boo	This Day	2,0	2,0		2,0						1,0					1,0		2,0							2,5	2,5		-				1,5	
		To Date this	2,0	4,0	4,0	6,0	6,0	6,0	6,0	6,0	6,0	7,0	7,0	7,0	7,0	7,0	8,0	8,0	10,0	10,0	10,0	10,0	10,0	10,0	10,0	12,5	15,0	15,0	15,0	15,0	15,0	15,0	16,5	16,5
	CAUSTIC SODA	This Day					-	-		300							-			-	-	-	-						-	-	-		-	
		To Date this	-	-	-	-	-	-	-	300	300	300	300	300	300	300	300	300	300	300	300	300	300	300	300	300	300	300	300	300	300	300	300	300
	CALCIUM	This Day	150	150		200			150			150	150						100	50			150	150							50			
		To Date this	150	300	300	500	500	500	650	650	650	800	950	950	950	950	950	950	1.050	1.100	1.100	1.100	1.250	1.400	1.400	1.400	1.400	1.400	1.400	1.400	1.450	1.450	1.450	1.450

Mukti Group

REKAP LAPORAN CHEMICAL & WATER TREATMENT

Periode : Agustus 2025

			1	2	3	4	5	6	7	8	9	10	11	12	13	14	15	16	17	18	19	20	21	22	23	24	25	26	27	28	29	30	31	Total
Watertreatment :	TO PKS	This Day																																
		To Date this Month	-	-	-	-	-	-	-	-	-	-	-	-	-	-	-	-	-	-	-	-	-	-	-	-	-	-	-	-	-	-	-	6.481
	Water Intake /clarifier (M³)	This Day	370,0			241,0		380,0	321,0	540,0			341,0	292,0	376,0		403,0	446,0			511,0	395,0	159,0	412,0			437,0	358,0	371,0	368,0	330,0	387,0		
		To Date this Month	370	370,0	370	611	611	991	1.312	1.852	1.852	1.852	2.193	2.485	2.861	2.861	3.264	3.710	3.710	3.710	4.221	4.616	4.775	5.187	5.187	5.187	5.624	5.982	6.353	6.721	7.051	7.438	7.438	7.438
	Domistik	This Day	76,00			33,20		57,70	94,70	12,00			51,6	39,20	84,50		15,15	10,41			25,57	10,69	86,8	25,4				53,10	86,7	13,0	10,0	77,7		
		To Date this Month	76,0	76,0	76,0	109,2	109,2	166,9	261,6	273,6	273,6	273,6	325,2	364,4	448,9	448,9	464,1	474,5	474,5	474,5	500	511	598	623	623	623	623	676	763	776	786	863	863	863
	Demint Plant	This Day	199,5			119,4		233,6	207,4	287,9			185,2	171,4	248,3		217,3	24,5			207,8	267,8	210,8	219,9				194,5	198,3	210,2	160,8	251,0		
		To Date this Month	200	199,5	200	319	319	553	760	1.048	1.048	1.048	1.233	1.404	1.653	1.653	1.870	1.894	1.894	1.894	2.102	2.370	2.581	2.801	2.801	2.801	2.801	2.995	3.194	3.404	3.565	3.816	3.816	3.816
TOTAL			646	646	646	1.039	1.039	1.710	2.334	3.173	3.173	3.173	3.751	4.254	4.963	4.963	5.598	6.079	6.079	6.079	6.823	7.497	7.953	8.611	8.611	8.611	9.048	9.653	10.309	10.900	11.401	12.117	12.117	
Chemical :	Tawas/Alum	This Day				40,0		50,0	50,0	50,0			50,0	75,0				100,0						50,0			30,0		50,0		50,0			
		To Date this Month	-	-	-	40,0	40,0	90,0	140,0	190,0	190,0	190,0	240,0	315,0	315,0	315,0	315,0	415,0	415,0	415,0	415,0	415,0	415,0	465,0	465,0	465,0	495,0	495,0	545,0	545,0	595,0	595,0	595,0	595,0
	Soda Ash	This Day	2,0			50,0			30,0	6,0			30,0				57,0				2,0								30,0					
		To Date this Month	2,0	2,0	2,0	52,0	52,0	52,0	82,0	88,0	88,0	88,0	118,0	118,0	118,0	118,0	175,0	175,0	175,0	175,0	177,0	177,0	177,0	177,0	177,0	177,0	177,0	177,0	207,0	207,0	207,0	207,0	207,0	207,0
	POLIMER/Floculan	This Day				0,2							0,3	0,3	0,3		0,3	0,6						0,3					0,3	0,3		0,3		
		To Date this Month	-	-	-	0,2	0,2	0,2	0,2	0,2	0,2	0,2	0,5	0,8	1,1	1,1	1,4	2,0	2,0	2,0	2,0	2,0	2,0	2,3	2,3	2,3	2,3	2,3	2,6	2,9	2,9	3,2	3,2	3,2
	HCL	This Day					-	-									-	-			600	-	-	-	-	-		-		-		-	-
		To Date this Month	-	-	-	-	-	-	-	-	-	-	-	-	-	-	-	-	-	-	600	600	600	600	600	600	600	600	600	600	600	600	600	600
	S-2101(Oxigen Scavenger)	This Day	3,5			2,0		2,5	2,5				2,0	2,5	3,5		2,0				2,3	2,0	2,0				4,0	3,0	1,0		1,0	2,0		
		To Date this Month	3,5	3,5	3,5	5,5	5,5	8,0	10,5	10,5	10,5	3,5	5,5	8,0	11,5	11,5	13,5	13,5	13,5	13,5	15,8	17,8	19,8	19,8	19,8	19,8	23,8	26,8	27,8	27,8	28,8	30,8	30,8	30,8
	S-2201(Scale Inhibitor)	This Day				2,0		1,0	1,0				1,0	1,0	1,0		0,5				1,0	2,0						1,0			2,0	1,0		
		To Date this Month	-	-	-	2,0	2,0	3,0	4,0	4,0	4,0	4,0	5,0	6,0	7,0	7,0	7,5	7,5	7,5	7,5	8,5	10,5	10,5	10,5	10,5	10,5	10,5	11,5	11,5	11,5	13,5	14,5	14,5	14,5
	S-2001(Alkalinity Booster)	This Day	1,5			2,0							0,5	1,0	1,5		0,5				1,5	4,0	1,0	1,0			1,5	3,0	3,0		2,0	1,5		
		To Date this Month	1,5	1,5	1,5	3,5	3,5	3,5	3,5	3,5	3,5	3,5	4,0	5,0	6,5	6,5	7,0	7,0	7,0	7,0	8,5	12,5	13,5	14,5	14,5	14,5	16,0	19,0	22,0	22,0	24,0	25,5	25,5	25,5
	CAUSTIC SODA	This Day					300	-		-							-			-	-	-	-								-		
		To Date this Month	-	-	-	-	300	300	300	300	300	300	300	300	300	300	300	300	300	300	300	300	300	300	300	300	300	300	300	300	300	300	300	300
	CALCIUM	This Day	100					100	100	350			300				150				100	150	150	150				100	150	100	50	100		
		To Date this Month	100	100	100	100	100	200	300	650	650	650	950	950	950	950	1.100	1.100	1.100	1.100	1.200	1.350	1.500	1.650	1.650	1.650	1.650	1.750	1.900	2.000	2.050	2.150	2.150	2.150

Mukti Group

REKAP LAPORAN CHEMICAL & WATER TREATMENT

Periode : September 2025

			1	2	3	4	5	6	7	8	9	10	11	12	13	14	15	16	17	18	19	20	21	22	23	24	25	26	27	28	29	30	31	Total
Watertreatment :	TO PKS	This Day																																
		To Date this Month	-	-	-	-	-	-	-	-	-	-	-	-	-	-	-	-	-	-	-	-	-	-	-	-	-	-	-	-	-	-	-	6.481
	Water Intake/ clarifier (M³)	This Day	388,0		296,0	326,0		216,0		338,0	308,0	345,0	141,0	373,0	88,0		454,0	414,0	287,0	94,0	339,0	272,0		224,0	416,0	320,0	290,0	377,0			389,0	282,0		
		To Date this Month	388	388,0	684	1.010	1.010	1.226	1.226	1.564	1.872	2.217	2.358	2.731	2.819	2.819	3.273	3.687	3.974	4.068	4.407	4.679	4.679	4.903	5.319	5.639	5.929	6.306	6.306	6.306	6.695	6.977	6.977	6.977
	Domistik	This Day	18,08		52,50	30,50		12,10		18,93	11,37	50,00	25,6	10,54	65,80		87,90	11,47	12,20	60,5	76,00	70,30		48,10	12,24	90,7	94,30	12,26			36,6	40,9		
		To Date this Month	18,1	18,1	70,6	101,1	101,1	113,2	113,2	132,1	143,5	193,5	219,1	229,6	295,4	295,4	383,3	394,8	407,0	467,5	543	614	614	662	674	765	859	871	871	871	908	949	949	949
	Demint Plant	This Day	163,0		177,4	182,5		168,3		219,4	139,6	201,7		256,0			334,2	251,7	287,0		242,5	164,7		168,0	353,5	190,0	181,6	197,2			207,9	136,0		
		To Date this Month	163	163,0	340	523	523	691	691	911	1.050	1.252	1.252	1.508	1.508	1.508	1.842	2.094	2.381	2.381	2.623	2.788	2.788	2.956	3.310	3.500	3.681	3.878	3.878	3.878	4.086	4.222	4.222	4.222
	Waduk	This Day																																
		To Date this Month	-	-	-	-	-	-	-	-	-	-	-	-	-	-	-	-	-	-	-	-	-	-	-	-	-	-	-	-	-	-	-	-
TOTAL			569	569	1.095	1.634	1.634	2.030	2.030	2.607	3.066	3.662	3.829	4.469	4.622	4.622	5.498	6.176	6.762	6.916	7.574	8.081	8.081	8.521	9.303	9.903	10.469	11.056	11.056	11.056	11.689	12.148	12.148	
Chemical :	Tawas/Alum	This Day			50,0					50,0		50,0					50,0	50,0				50,0				50,0		50,0						
		To Date this Month	-	-	50,0	50,0	50,0	50,0	50,0	100,0	100,0	150,0	150,0	150,0	150,0	150,0	200,0	250,0	250,0	250,0	250,0	300,0	300,0	300,0	350,0	350,0	400,0	400,0	400,0	400,0	400,0	400,0	400,0	400,0
	Soda Ash	This Day	30,0					1,0		30,0				2,0			30,0	2,0	2,0					1,0	30,0	1,0					2,0		
		To Date this Month	30,0	30,0	30,0	30,0	30,0	31,0	31,0	61,0	61,0	61,0	61,0	63,0	63,0	63,0	93,0	95,0	97,0	97,0	97,0	97,0	97,0	98,0	128,0	129,0	129,0	129,0	129,0	129,0	129,0	131,0	131,0	131,0
	POLIMER/Floculan	This Day			0,3					0,3		0,3					0,3		0,3			0,3			0,3			0,3					
		To Date this Month	-	-	0,3	0,3	0,3	0,3	0,3	0,6	0,6	0,9	0,9	0,9	0,9	0,9	1,2	1,2	1,5	1,5	1,5	1,8	1,8	1,8	2,1	2,1	2,1	2,4	2,4	2,4	2,4	2,4	2,4	2,4
	HCL	This Day					-	-									-	-			-	-	-	-	-	-		-		-		-	-	
		To Date this Month	-	-	-	-	-	-	-	-	-	-	-	-	-	-	-	-	-	-	-	-	-	-	-	-	-	-	-	-	-	-	-	-
	S-2101(Oxigen Scavenger)	This Day	4,5		2,0	2,0				3,0	4,0	2,0		3,0			2,0	3,0	3,0		3,5	2,5			3,0	3,0	2,5	2,5				2,5		
		To Date this Month	4,5	4,5	6,5	8,5	8,5	8,5	8,5	11,5	15,5	17,5	17,5	20,5	20,5	20,5	22,5	25,5	28,5	28,5	32,0	34,5	34,5	34,5	37,5	40,5	43,0	45,5	45,5	45,5	45,5	48,0	48,0	48,0
	S-2201(Scale Inhibitor)	This Day	1,5		1,0	1,0				1,0	0,5	0,5		1,0				1,5	1,0		0,5	0,5			0,5	0,5	0,5						
		To Date this Month	1,5	1,5	2,5	3,5	3,5	3,5	3,5	4,5	5,0	5,5	5,5	6,5	6,5	6,5	6,5	8,0	9,0	9,0	9,5	10,0	10,0	10,0	10,5	11,0	11,5	11,5	11,5	11,5	11,5	11,5	11,5	11,5
	S-2001(Alkalinity Booster)	This Day	2,5		2,0	2,0				1,0	0,5	0,5		0,5																		1,5		
		To Date this Month	2,5	2,5	4,5	6,5	6,5	6,5	6,5	7,5	8,0	8,5	8,5	9,0	9,0	9,0	9,0	9,0	9,0	9,0	9,0	9,0	9,0	9,0	9,0	9,0	9,0	9,0	9,0	9,0	9,0	10,5	10,5	10,5
	CAUSTIC SODA	This Day	300				-	-		-							-			-	-	-	-					-	-	-		-		
		To Date this Month	300	300	300	300	300	300	300	300	300	300	300	300	300	300	300	300	300	300	300	300	300	300	300	300	300	300	300	300	300	300	300	300
	CALCIUM	This Day	100		100	150		150				50		100			300		150		100				200	250	200	100			150	100		
		To Date this Month	100	100	200	350	350	500	500	500	500	550	550	650	650	650	950	950	1.100	1.100	1.200	1.200	1.200	1.200	1.400	1.650	1.850	1.950	1.950	1.950	2.100	2.200	2.200	2.200

Mukti Group

REKAP LAPORAN CHEMICAL & WATER TREATMENT

Periode : Oktober 2025

			1	2	3	4	5	6	7	8	9	10	11	12	13	14	15	16	17	18	19	20	21	22	23	24	25	26	27	28	29	30	31	Total
Watertreatment :	TO PKS	This Day																																
		To Date this Month	-	-	-	-	-	-	-	-	-	-	-	-	-	-	-	-	-	-	-	-	-	-	-	-	-	-	-	-	-	-	-	6.481
	Water Intake/clarifier (M³)	This Day	345,0	125,0	448,0	124,0		258,0	314,0	119,0	376,0	445,0			245,0	365,0	106,0	348,0	370,0	92,0		331,0	393,0	302,0	390,0	377,0	58,0		308,0		82,0	419,0	413,0	
		To Date this Month	345	470,0	918	1.042	1.042	1.300	1.614	1.733	2.109	2.554	2.554	2.554	2.799	3.164	3.270	3.618	3.988	4.080	4.080	4.411	4.804	5.106	5.496	5.873	5.931	5.931	6.239	6.239	6.321	6.740	7.153	7.153
	Domistik	This Day	12,74	9,28	71,90	62,10		44,80	13,76	39,50	10,65	12,65			46,20	61,00	9,79	12,41	10,00	6,33		14,21	11,40	15,16	20,00	10,91	6,10		60,5		5,21	11,17	10,52	
		To Date this Month	12,7	22,0	93,9	156,0	156,0	200,8	214,6	254,1	264,7	277,4	277,4	277,4	323,6	384,6	394,4	406,8	416,8	423,1	423	437	449	464	484	495	501	501	561	561	567	578	588	588
	Demint Plant	This Day	197,8		291,2			159,2	211,6		215,6	263,5			149,0	223,5		231,2	250,6			197,8	250,9		251,5	249,0			219,0			266,2	273,2	
		To Date this Month	198	197,8	489	489	489	648	860	860	1.075	1.339	1.339	1.339	1.488	1.711	1.711	1.943	2.193	2.193	2.193	2.391	2.642	2.642	2.893	3.142	3.142	3.142	3.361	3.361	3.361	3.628	3.901	3.901
	Waduk	This Day	453	132,0	536	203		367		147	520	553			345	470	270	465	485	105		102	616	410	498	485	472		425		162	539	870	
		To Date this Month	453	585,0	1.121	1.324	1.324	1.691	1.691	1.838	2.358	2.911	2.911	2.911	3.256	3.726	3.996	4.461	4.946	5.051	5.051	5.153	5.769	6.179	6.677	7.162	7.634	7.634	8.059	8.059	8.221	8.760	9.630	
TOTAL			556	690	1.501	1.687	1.687	2.149	2.688	2.847	3.449	4.170	4.170	4.170	4.610	5.260	5.376	5.967	6.598	6.696	6.696	7.239	7.895	8.212	8.873	9.510	9.574	9.574	10.162	10.162	10.249	10.945	11.642	
Chemical :	Tawas/Alum	This Day	50,0		50,0				50,0			50,0			50,0			50,0				50,0		50,0		50,0							50,0	
		To Date this Month	50,0	50,0	100,0	100,0	100,0	100,0	150,0	150,0	150,0	200,0	200,0	200,0	250,0	250,0	250,0	300,0	300,0	300,0	300,0	350,0	350,0	400,0	400,0	450,0	450,0	450,0	450,0	450,0	450,0	450,0	500,0	500,0
	Soda Ash	This Day			30,0			30,0				30,0				5,0		3,0	5,0			30,0				3,0			3,0	30,0		2,0	4,0	
		To Date this Month	-	-	30,0	30,0	30,0	60,0	60,0	60,0	60,0	90,0	90,0	90,0	90,0	95,0	95,0	98,0	103,0	103,0	103,0	133,0	133,0	133,0	133,0	136,0	136,0	136,0	139,0	169,0	169,0	171,0	175,0	175,0
	POLIMER/Floculan	This Day	0,3		0,3						0,3	0,3				0,3		0,3				0,3				0,3			0,3		0,3		0,3	
		To Date this Month	0,3	0,3	0,6	0,6	0,6	0,6	0,6	0,6	0,9	1,2	1,2	1,2	1,2	1,5	1,5	1,8	1,8	1,8	1,8	2,1	2,1	2,1	2,1	2,4	2,4	2,4	2,7	2,7	3,0	3,0	3,3	3,3
	HCL	This Day	600				-	-									-	-			-	-	-	-	-	-		-		-		-	-	
		To Date this Month	600	600	600	600	600	600	600	600	600	600	600	600	600	600	600	600	600	600	600	600	600	600	600	600	600	600	600	600	600	600	600	600
	S-2101(Oxigen Scavenger)	This Day	2,5		3,0			2,5	2,0		3,5	3,0			2,5	2,0		3,5	1,5														12,0	
		To Date this Month	2,5	2,5	5,5	5,5	5,5	8,0	10,0	10,0	13,5	16,5	16,5	16,5	19,0	21,0	21,0	24,5	26,0	26,0	26,0	26,0	26,0	26,0	26,0	26,0	26,0	26,0	26,0	26,0	26,0	26,0	38,0	38,0
	S-2201(Scale Inhibitor)	This Day	1,0		1,0			1,0	0,5		1,0	1,0			0,5	1,0		1,0	1,0			0,5	2,0		1,0	1,5			1,0			0,5	0,5	
		To Date this Month	1,0	1,0	2,0	2,0	2,0	3,0	3,5	3,5	4,5	5,5	5,5	5,5	6,0	7,0	7,0	8,0	9,0	9,0	9,0	9,5	11,5	11,5	12,5	14,0	14,0	14,0	15,0	15,0	15,0	15,5	16,0	16,0
	S-2001(Alkalinity Booster)	This Day	1,5		2,0			4,0	0,5		2,5	1,0			1,5	1,0		1,0	1,0			1,5	5,5		3,0	1,0			1,0			1,0	0,5	
		To Date this Month	1,5	1,5	3,5	3,5	3,5	7,5	8,0	8,0	10,5	11,5	11,5	11,5	13,0	14,0	14,0	15,0	16,0	16,0	16,0	17,5	23,0	23,0	26,0	27,0	27,0	27,0	28,0	28,0	28,0	29,0	29,5	29,5
	CAUSTIC SODA	This Day				300	-	-		-							-			-	-	-	-					-	-	-	-		
		To Date this Month		-	-	300	300	300	300	300	300	300	300	300	300	300	300	300	300	300	300	300	300	300	300	300	300	300	300	300	300	300	300	300
	CALCIUM	This Day			250				150		1.020	150											100		300	400			200			200	150	
		To Date this Month	-	-	250	250	250	250	400	400	1.420	1.570	1.570	1.570	1.570	1.570	1.570	1.570	1.570	1.570	1.570	1.570	1.670	1.670	1.970	2.370	2.370	2.370	2.570	2.570	2.570	2.770	2.920	2.920

Mukti Group

REKAP LAPORAN CHEMICAL & WATER TREATMENT

Periode : November 2025

			1	2	3	4	5	6	7	8	9	10	11	12	13	14	15	16	17	18	19	20	21	22	23	24	25	26	27	28	29	30	31	Total
Watertreatment :	TO PKS	This Day																																
		To Date this Month	-	-	-	-	-	-	-	-	-	-	-	-	-	-	-	-	-	-	-	-	-	-	-	-	-	-	-	-	-	-	-	6.481
	Water Intake/clarifier (M³)	This Day			347,0	330,0	114,0	353,0	411,0	88,0		330,0	338,0	294,0	319,0	402,0	150,0		282,0	394,0	105,0	462,0	390,0	139,0		287,0	403,0	277,0	332,0	310,0	376,0				
		To Date this Month	-	-	347	677	791	1.144	1.555	1.643	1.643	1.973	2.311	2.605	2.924	3.326	3.476	3.476	3.758	4.152	4.257	4.719	5.109	5.248	5.248	5.535	5.938	6.215	6.547	6.857	7.233	7.233	7.233	7.233
	Domistik	This Day			35,80	12,92	11,03	10,72	10,40	37,50		36,00	10,70	9,30	11,22	11,23	78,50		60,20	11,65	9,52	11,58	11,26	69,30		48,10	55,80	9,10	11,95	11,12	18,80				
		To Date this Month	-	-	35,8	48,7	59,8	70,5	80,9	118,4	118,4	154,4	165,1	174,4	185,6	196,8	275,3	275,3	335,5	347,2	356,7	368,3	379,5	448,8	448,8	496,9	552,7	561,8	573,8	584,9	603,7	603,7	603,7	604
	Demint Plant	This Day			240,0	204,7		230,0	319,0			210,2	215,5	186,0	208,0	272,0			171,1	247,1	9,5	326,3	259,1			191,2	222,1	176,0	228,0	192,0	223,0				
		To Date this Month	-	-	240	445	445	675	994	994	994	1.204	1.419	1.605	1.813	2.085	2.085	2.085	2.257	2.504	2.513	2.839	3.099	3.099	3.099	3.290	3.512	3.688	3.916	4.108	4.331	4.331	4.331	4.331
	Waduk	This Day			463	458	656	469	535	560			462	354	452	562	326		541	666	250	575	1.291	267		526	525	660	780	390	708				
		To Date this Month	-	-	463	921	1.577	2.046	2.581	3.141	3.141	3.141	3.603	3.957	4.409	4.971	5.297	5.297	5.838	6.504	6.754	7.329	8.620	8.887	8.887	9.413	9.938	10.598	11.378	11.768	12.476	12.476	12.476	
TOTAL			-	-	623	1.170	1.295	1.889	2.630	2.755	2.755	3.331	3.895	4.385	4.923	5.608	5.837	5.837	6.350	7.003	7.127	7.927	8.587	8.795	8.795	9.322	10.003	10.465	11.037	11.550	12.168	12.168	12.168	
Chemical :	Tawas/Alum	This Day								50,0					50,0							50,0					50,0			50,0				
		To Date this Month	-	-	-	-	-	-	-	50,0	50,0	50,0	50,0	50,0	100,0	100,0	100,0	100,0	100,0	100,0	100,0	150,0	150,0	150,0	150,0	150,0	200,0	200,0	200,0	250,0	250,0	250,0	250,0	250,0
	Soda Ash	This Day			2,0	2,0		1,0	2,0			4,0	2,0	2,0	30,0	1,0											3,0	2,0	2,0	3,0	2,0				
		To Date this Month	-	-	2,0	4,0	4,0	5,0	7,0	7,0	7,0	11,0	13,0	15,0	45,0	46,0	46,0	46,0	46,0	46,0	46,0	46,0	46,0	46,0	46,0	46,0	49,0	51,0	53,0	56,0	58,0	58,0	58,0	58,0
	POLIMER/Floculan	This Day			0,3		0,3		0,3			0,3	0,3		0,3				0,3			0,3		0,3			0,3		0,3					
		To Date this Month	-	-	0,3	0,3	0,6	0,6	0,9	0,9	0,9	1,2	1,5	1,5	1,8	1,8	1,8	1,8	2,1	2,1	2,1	2,4	2,4	2,7	2,7	2,7	3,0	3,0	3,3	3,3	3,3	3,3	3,3	3,3
	HCL	This Day					-	-									600	-			-	-	-	-	-	-		-		-		-	-	
		To Date this Month	-	-	-	-	-	-	-	-	-	-	-	-	-	-	600	600	600	600	600	600	600	600	600	600	600	600	600	600	600	600	600	600
	S-2101(Oxigen Scavenger)	This Day			1,5	0,5		1,0	3,5			2,5	2,5	3,5	3,0	3,5			3,0	1,0		3,0	3,5			3,0	3,0	3,5	3,0	3,5				
		To Date this Month	-	-	1,5	2,0	2,0	3,0	6,5	6,5	6,5	9,0	11,5	15,0	18,0	21,5	21,5	21,5	24,5	25,5	25,5	28,5	32,0	32,0	32,0	35,0	38,0	41,5	44,5	48,0	48,0	48,0	48,0	48,0
	S-2201(Scale Inhibitor)	This Day			2,5	1,0		1,0	1,0			1,0	1,5	1,0	0,5	1,0				1,0		2,5	3,5			2,5	2,5	2,0	0,5	1,0				
		To Date this Month	-	-	2,5	3,5	3,5	4,5	5,5	5,5	5,5	6,5	8,0	9,0	9,5	10,5	10,5	10,5	10,5	11,5	11,5	14,0	17,5	17,5	17,5	20,0	22,5	24,5	25,0	26,0	26,0	26,0	26,0	26,0
	S-2001(Alkalinity Booster)	This Day			2,0	1,0		1,0	0,5			0,5	1,0	0,2	0,1	1,0			2,5	3,0		2,5	3,5			2,5	2,5	3,0	2,5	2,0				
		To Date this Month	-	-	2,0	3,0	3,0	4,0	4,5	4,5	4,5	5,0	6,0	6,2	6,3	7,3	7,3	7,3	9,8	12,8	12,8	15,3	18,8	18,8	18,8	21,3	23,8	26,8	29,3	31,3	31,3	31,3	31,3	31,3
	CAUSTIC SODA	This Day			300		-	-		-							-			-	-	-	-					-	-	-		-		
		To Date this Month		-	300	300	300	300	300	300	300	300	300	300	300	300	300	300	300	300	300	300	300	300	300	300	300	300	300	300	300	300	300	300
	CALCIUM	This Day			200	300		100	350			200	350	250	150	250			300	100		50	200			200	250	150	150	150	100				
		To Date this Month	-	-	200	500	500	600	950	950	950	1.150	1.500	1.750	1.900	2.150	2.150	2.150	2.450	2.550	2.550	2.600	2.800	2.800	2.800	3.000	3.250	3.400	3.550	3.700	3.800	3.800	3.800	3.800

Mukti Group

REKAP LAPORAN CHEMICAL & WATER TREATMENT

Periode : Desember 2025

			1	2	3	4	5	6	7	8	9	10	11	12	13	14	15	16	17	18	19	20	21	22	23	24	25	26	27	28	29	30	31	Total
Watertreatment :	TO PKS	This Day																																
		To Date this Month	-	-	-	-	-	-	-	-	-	-	-	-	-	-	-	-	-	-	-	-	-	-	-	-	-	-	-	-	-	-	-	6.481
	Water Intake/clarifier (M³)	This Day	239,0	285,0	269,0	335,0	436,0				402,0	349,0	302,0	420,0	96,0		406,0	315,0	353,0	420,0	349,0			380,0	447,0	432,0		232,0	301,0		309,0	410,0	564,0	
		To Date this Month	239	524,0	793	1.128	1.564	1.564	1.564	1.564	1.966	2.315	2.617	3.037	3.133	3.133	3.539	3.854	4.207	4.627	4.976	4.976	4.976	5.356	5.803	6.235	6.235	6.467	6.768	6.768	7.077	7.487	8.051	8.051
	Domistik	This Day	30,00	10,80	11,00	10,85	10,15				50,40	39,80	39,50	76,20	48,00		56,70	31,20	48,40	83,80	9,18	61,00		47,30	84,70	73,30		11,00	29,00		32,30	9,25	9,75	
		To Date this Month	30,0	40,8	51,8	62,7	72,8	72,8	72,8	72,8	123,2	163,0	202,5	278,7	326,7	326,7	383,4	414,6	463,0	546,8	556,0	617,0	617,0	664,3	749,0	822,3	822,3	833,3	862,3	862,3	894,6	903,8	913,6	914
	Demint Plant	This Day	166,0	177,4	148,7	227,6	299,3				241,60	222,2	193,3	255,3			252,1	178,8	278,7	265,0	260,4			259,1	153,4	199,0			163,3		159,6	205,7	343,1	
		To Date this Month	166	343,4	492	720	1.019	1.019	1.019	1.019	1.261	1.483	1.676	1.931	1.931	1.931	2.184	2.362	2.641	2.906	3.166	3.166	3.166	3.426	3.579	3.778	3.778	3.778	3.941	3.941	4.101	4.307	4.650	4.650
	Waduk	This Day	396	512,0	500	583	850				622	557	460	851	85		748	376	548	740	144	320		600				450	401		449	526	756	
		To Date this Month	396	908,0	1.408	1.991	2.841	2.841	2.841	2.841	3.463	4.020	4.480	5.331	5.416	5.416	6.164	6.540	7.088	7.828	7.972	8.292	8.292	8.892	8.892	8.892	8.892	9.342	9.743	9.743	10.192	10.718	11.474	
TOTAL			435	908	1.337	1.910	2.656	2.656	2.656	2.656	3.350	3.961	4.496	5.247	5.391	5.391	6.106	6.631	7.311	8.080	8.698	8.759	8.759	9.446	10.131	10.835	10.835	11.078	11.571	11.571	12.072	12.697	13.614	
Chemical :	Tawas/Alum	This Day					50,0					50,0					50,0														50,0			
		To Date this Month	-	-	-	-	50,0	50,0	50,0	50,0	50,0	100,0	100,0	100,0	100,0	100,0	150,0	150,0	150,0	150,0	150,0	150,0	150,0	150,0	150,0	150,0	150,0	150,0	150,0	150,0	200,0	200,0	200,0	200,0
	Soda Ash	This Day	2,0	1,0	1,0	1,0	1,0				1,0	30,0		1,0																				
		To Date this Month	2,0	3,0	4,0	5,0	6,0	6,0	6,0	6,0	7,0	37,0	37,0	38,0	38,0	38,0	38,0	38,0	38,0	38,0	38,0	38,0	38,0	38,0	38,0	38,0	38,0	38,0	38,0	38,0	38,0	38,0	38,0	38,0
	POLIMER/Floculan	This Day	0,3			0,3	0,3				0,3		0,3				0,3		0,3												0,3		0,3	
		To Date this Month	0,3	0,3	0,3	0,6	0,9	0,9	0,9	0,9	1,2	1,2	1,5	1,5	1,5	1,5	1,8	1,8	2,1	2,1	2,1	2,1	2,1	2,1	2,1	2,1	2,1	2,1	2,1	2,1	2,4	2,4	2,7	2,7
	HCL	This Day																																
		To Date this Month	-	-	-	-	-	-	-	-	-	-	-	-	-	-	-	-	-	-	-	-	-	-	-	-	-	-	-	-	-	-	-	-
	S-2101(Oxigen Scavenger)	This Day	3,5	3,5		3,5	3,5				3,5	3,0	3,0	3,5			3,5		3,5	3,5	3,5			2,5	3,5	3,5			3,0		3,5	3,5	3,5	
		To Date this Month	3,5	7,0	7,0	10,5	14,0	14,0	14,0	14,0	17,5	20,5	23,5	27,0	27,0	27,0	30,5	30,5	34,0	37,5	41,0	41,0	41,0	43,5	47,0	50,5	50,5	50,5	53,5	53,5	57,0	60,5	64,0	64,0
	S-2201(Scale Inhibitor)	This Day	1,0	1,0		1,0	2,0				0,5	2,0	1,0	1,5			1,5		1,0	1,0	1,0			1,0	1,5	1,5			1,0		1,0	1,0	1,0	
		To Date this Month	1,0	2,0	2,0	3,0	5,0	5,0	5,0	5,0	5,5	7,5	8,5	10,0	10,0	10,0	11,5	11,5	12,5	13,5	14,5	14,5	14,5	15,5	17,0	18,5	18,5	18,5	19,5	19,5	20,5	21,5	22,5	22,5
	S-2001(Alkalinity Booster)	This Day	3,0	3,0		3,0	3,0				2,0	2,0	1,0	1,5			1,0		1,0	1,0	1,0			0,5	1,0	1,0			1,0				0,5	
		To Date this Month	3,0	6,0	6,0	9,0	12,0	12,0	12,0	12,0	14,0	16,0	17,0	18,5	18,5	18,5	19,5	19,5	20,5	21,5	22,5	22,5	22,5	23,0	24,0	25,0	25,0	25,0	26,0	26,0	26,0	26,0	26,5	26,5
	CAUSTIC SODA	This Day																																
		To Date this Month		-	-	-	-	-	-	-	-	-	-	-	-	-	-	-	-	-	-	-	-	-	-	-	-	-	-	-	-	-	-	-
	CALCIUM	This Day	100	150	50	200	150				200	150	200	100			150	300	100	50	250			100	150	200			100		150	200	100	
		To Date this Month	100	250	300	500	650	650	650	650	850	1.000	1.200	1.300	1.300	1.300	1.450	1.750	1.850	1.900	2.150	2.150	2.150	2.250	2.400	2.600	2.600	2.600	2.700	2.700	2.850	3.050	3.150	3.150

Mukti Group

REKAP LAPORAN CHEMICAL & WATER TREATMENT

Periode : Januari 2026

			1	2	3	4	5	6	7	8	9	10	11	12	13	14	15	16	17	18	19	20	21	22	23	24	25	26	27	28	29	30	31	Total
Watertreatment :	TO PKS	This Day																																
		To Date this Month	-	-	-	-	-	-	-	-	-	-	-	-	-	-	-	-	-	-	-	-	-	-	-	-	-	-	-	-	-	-	-	6.481
	Water Intake/clarifier (M³)	This Day		110,0	116,0		304,0	369,0	348,0	373,0	496,0			371,0	231,0	314,0	431,0		323,0		347,0	415,0	429,0	462,0	478,0			346,0	373,0	409,0	455,0	369,0	356,0	
		To Date this Month	-	110	226	226	530	899	1.247	1.620	2.116	2.116	2.116	2.487	2.718	3.032	3.463	3.463	3.786	3.786	4.133	4.548	4.977	5.439	5.917	5.917	5.917	6.263	6.636	7.045	7.500	7.869	8.225	8.225
	Domistik	This Day					76,00	57,70	94,70	12,00	35,80			39,20	84,50	10,41	15,15		20,00		25,57	10,69	86,8	25,4	11,5			53,10	86,7	13,0	10,0	77,7	11,43	
		To Date this Month	-	-	-	-	76,00	133,70	228,40	240,40	276,20	276,20	276,20	315,40	399,90	410,31	425,46	425,46	445,46	445,46	471,03	481,72	568,52	593,92	605,40	605,40	605,40	658,50	745,20	758,20	768,20	845,90	857,33	857
	Demint Plant	This Day			4,5		176,0	178,3	196,0	223,4	265,3			322,2	160,5	164,1	224,4		162,9		174,9	218,1	219,6	224,3	257,0			181,4	195,6	198,6	198,3	184,8	174,9	
		To Date this Month	-	-	5	5	181	359	555	778	1.044	1.044	1.044	1.366	1.526	1.690	1.915	1.915	2.078	2.078	2.253	2.471	2.690	2.915	3.172	3.172	3.172	3.353	3.549	3.747	3.945	4.130	4.305	4.305
	Waduk	This Day		368,0	290		452	576	600	600	650			625	545	578	586		535		549	51	840	780	136			652	437	706	803	577	560	
		To Date this Month	-	368,0	658	658	1.110	1.686	2.286	2.886	3.536	3.536	3.536	4.161	4.706	5.284	5.870	5.870	6.405	6.405	6.954	7.005	7.845	8.625	8.761	8.761	8.761	9.413	9.850	10.556	11.359	11.936	12.496	
TOTAL			-	110	231	231	787	1.392	2.030	2.639	3.436	3.436	3.436	4.168	4.644	5.133	5.803	5.803	6.309	6.309	6.857	7.500	8.236	8.947	9.694	9.694	9.694	10.274	10.930	11.550	12.214	12.845	13.387	
Chemical :	Tawas/Alum	This Day					50,0							50,0					5,0					50,0						50,0			
		To Date this Month	-	-	-	-	50,0	50,0	50,0	50,0	50,0	50,0	50,0	100,0	100,0	100,0	100,0	100,0	105,0	105,0	105,0	105,0	155,0	155,0	155,0	155,0	155,0	205,0	205,0	205,0	255,0	255,0	255,0	255,0
	Soda Ash	This Day					30,0														1,0	30,0		1,0						1,0	1,0		
		To Date this Month	-	-	-	-	30,0	30,0	30,0	30,0	30,0	30,0	30,0	30,0	30,0	30,0	30,0	30,0	30,0	30,0	31,0	61,0	61,0	62,0	62,0	62,0	62,0	63,0	63,0	63,0	64,0	65,0	65,0	65,0
	POLIMER/ Floculan	This Day						0,3			0,3				0,3		0,3				0,3		0,3	0,3				0,3			0,3		0,3	
		To Date this Month	-	-	-	-	-	0,3	0,3	0,3	0,6	0,6	0,6	0,6	0,9	0,9	1,2	1,2	1,2	1,2	1,5	1,5	1,8	2,1	2,1	2,1	2,1	2,4	2,4	2,4	2,7	2,7	3,0	3,0
	HCL	This Day								600																								
		To Date this Month	-	-	-	-	-	-	-	600	600	600	600	600	600	600	600	600	600	600	600	600	600	600	600	600	600	600	600	600	600	600	600	600
	S-2101(Oxigen Scavenger)	This Day					3,5	3,5	3,5		3,5			3,0	3,5	3,5	3,0		3,0		3,0	3,5		3,5	3,5			3,5	3,5	3,5	3,0	3,0		
		To Date this Month	-	-	-	-	3,5	7,0	10,5	10,5	14,0	14,0	14,0	17,0	20,5	24,0	27,0	27,0	30,0	30,0	33,0	36,5	36,5	40,0	43,5	43,5	43,5	47,0	50,5	54,0	57,0	60,0	60,0	60,0
	S-2201(Scale Inhibitor)	This Day					1,0	1,5	1,0		1,5			1,5	1,5	1,0	1,5		1,5		1,5	1,5		1,5	1,5			1,5	2,0	2,0	1,5	1,5		
		To Date this Month	-	-	-	-	1,0	2,5	3,5	3,5	5,0	5,0	5,0	6,5	8,0	9,0	10,5	10,5	12,0	12,0	13,5	15,0	15,0	16,5	18,0	18,0	18,0	19,5	21,5	23,5	25,0	26,5	26,5	26,5
	S-2001(Alkalinity Booster)	This Day					1,0	0,5	0,5		2,0			1,5	1,5	1,0	1,5		1,5		1,5	1,5		1,5	2,5			2,0	2,5	2,0	1,5	2,0		
		To Date this Month	-	-	-	-	1,0	1,5	2,0	2,0	4,0	4,0	4,0	5,5	7,0	8,0	9,5	9,5	11,0	11,0	12,5	14,0	14,0	15,5	18,0	18,0	18,0	20,0	22,5	24,5	26,0	28,0	28,0	28,0
	CAUSTIC SODA	This Day										300																						
		To Date this Month	-	-	-	-	-	-	-	-	-	300	300	300	300	300	300	300	300	300	300	300	300	300	300	300	300	300	300	300	300	300	300	300
	CALCIUM	This Day					300	150	200	50				200	100	200	200				250	200	200	300	250			350	250	300	1.150	200	100	
		To Date this Month	-	-	-	-	300	450	650	700	700	700	700	900	1.000	1.200	1.400	1.400	1.400	1.400	1.650	1.850	2.050	2.350	2.600	2.600	2.600	2.950	3.200	3.500	4.650	4.850	4.950	4.950

Mukti Group

REKAP LAPORAN CHEMICAL & WATER TREATMENT

Periode : Februari 2026

			1	2	3	4	5	6	7	8	9	10	11	12	13	14	15	16	17	18	19	20	21	22	23	24	25	26	27	28				Total
Watertreatment :	TO PKS	This Day																																
		To Date this Month	-	-	-	-	-	-	-	-	-	-	-	-	-	-	-	-	-	-	-	-	-	-	-	-	-	-	-	-	-	-	-	6.481
	Water Intake/clarifier (M³)	This Day		312,0	320,0	414,0	376,0	411,0			241,0	394,0	402,0	258,0	437,0	393,0		446,0		480,0	421,0	308,0	418,0		293,0	324,0	354,0	302,0	432,0	169,0				
		To Date this Month	-	312	632	1.046	1.422	1.833	1.833	1.833	2.074	2.468	2.870	3.128	3.565	3.958	3.958	4.404	4.404	4.884	5.305	5.613	6.031	6.031	6.324	6.648	7.002	7.304	7.736	7.905	7.905	7.905	7.905	7.905
	Domistik	This Day		25,60	34,20	40,20	18,20	26,50			28,50	22,20	19,80	32,20	17,87	18,40		26,50		22,60	25,20	42,50	38,40		18,60	22,40	55,40	28,40	38,60					
		To Date this Month	-	25,60	59,80	100,00	118,20	144,70	144,70	144,70	173,20	195,40	215,20	247,40	265,27	283,67	283,67	310,17	310,17	332,77	357,97	400,47	438,87	438,87	457,47	479,87	535,27	563,67	602,27	602,27	602,27	602,27	602,27	602
	Demint Plant	This Day		138,5	177,0	207,3	181,4	229,7			121,8	216,7	200,3	146,1	227,9	206,0		206,0		241,2	225,6	164,2	193,3		147,9	175,0	176,3	148,0	240,8	47,4				
		To Date this Month	-	138,5	316	523	704	934	934	934	1.056	1.272	1.473	1.619	1.847	2.053	2.053	2.259	2.259	2.500	2.726	2.890	3.083	3.083	3.231	3.406	3.582	3.730	3.971	4.018	4.018	4.018	4.018	4.018
	Waduk	This Day		418,0	500	560	550	765			463	675	586		680	539		652			485	445	760		485	500	530	586	544					
		To Date this Month	-	418,0	918	1.478	2.028	2.793	2.793	2.793	3.256	3.931	4.517	4.517	5.197	5.736	5.736	6.388	6.388	6.388	6.873	7.318	8.078	8.078	8.563	9.063	9.593	10.179	10.723	10.723	10.723	10.723	10.723	10.723
TOTAL			-	476	1.007	1.669	2.244	2.912	2.912	2.912	3.303	3.936	4.558	4.994	5.677	6.294	6.294	6.973	6.973	7.717	8.388	8.903	9.553	9.553	10.012	10.534	11.119	11.598	12.309	12.526	12.526	12.526	12.526	
Chemical :	Tawas/Alum	This Day		50,0			50,0					50,0			50,0	50,0				50,0			50,0			50,0				20,0				
		To Date this Month	-	50,0	50,0	50,0	100,0	100,0	100,0	100,0	100,0	150,0	150,0	150,0	200,0	250,0	250,0	250,0	250,0	300,0	300,0	300,0	350,0	350,0	350,0	400,0	400,0	400,0	400,0	420,0	420,0	420,0	420,0	420,0
	Soda Ash	This Day		10,0		41,0	1,0				1,0	2,0	2,0									1,0	30,0				1,0	30,0						
		To Date this Month	-	10,0	10,0	51,0	52,0	52,0	52,0	52,0	53,0	55,0	57,0	57,0	57,0	57,0	57,0	57,0	57,0	57,0	57,0	58,0	88,0	88,0	88,0	89,0	119,0	119,0	119,0	119,0	119,0	119,0	119,0	119,0
	POLIMER/Floculan	This Day			0,3		0,3					0,3		0,3		0,3					0,3		0,3			0,3		0,3			0,3			
		To Date this Month	-	-	0,3	0,3	0,6	0,6	0,6	0,6	0,6	0,9	0,9	1,2	1,2	1,5	1,5	1,5	1,5	1,8	1,8	2,1	2,1	2,1	2,4	2,4	2,7	2,7	2,7	3,0	3,0	3,0	3,0	3,0
	HCL	This Day																					600											
		To Date this Month	-	-	-	-	-	-	-	-	-	-	-	-	-	-	-	-	-	-	-	-	600	600	600	600	600	600	600	600	600	600	600	600
	S-2101(Oxigen Scavenger)	This Day		3,5	3,5		3,0	3,0			3,5	3,5	3,0	3,5	3,0	3,0				3,5	3,0	1,0			3,0	3,0		3,5	3,5					
		To Date this Month	-	3,5	7,0	7,0	10,0	13,0	13,0	13,0	16,5	20,0	23,0	26,5	29,5	32,5	32,5	32,5	32,5	36,0	39,0	40,0	40,0	40,0	43,0	46,0	46,0	49,5	53,0	53,0	53,0	53,0	53,0	53,0
	S-2201(Scale Inhibitor)	This Day		0,5			1,0	1,0			1,0	0,5	1,0	1,0	0,5	0,5				1,0	0,3	1,0			2,0	1,0		1,5	1,5					
		To Date this Month	-	0,5	0,5	0,5	1,5	2,5	2,5	2,5	3,5	4,0	5,0	6,0	6,5	7,0	7,0	7,0	7,0	8,0	8,3	9,3	9,3	9,3	11,3	12,3	12,3	13,8	15,3	15,3	15,3	15,3	15,3	15,3
	S-2001(Alkalinity Booster)	This Day		2,0	2,0		1,5	1,0			1,0	1,0	1,0	1,0	0,5	0,5				1,0	0,3	3,0			2,0	1,5		1,5	1,5					
		To Date this Month	-	2,0	4,0	4,0	5,5	6,5	6,5	6,5	7,5	8,5	9,5	10,5	11,0	11,5	11,5	11,5	11,5	12,5	12,8	15,8	15,8	15,8	17,8	19,3	19,3	20,8	22,3	22,3	22,3	22,3	22,3	22,3
	CAUSTIC SODA	This Day				300																												
		To Date this Month		-	-	300	300	300	300	300	300	300	300	300	300	300	300	300	300	300	300	300	300	300	300	300	300	300	300	300	300	300	300	300
	CALCIUM	This Day		150	200	300	150	150			300	250	100	100	150	100		150		100	150	100	150		150	250	150	100	100					
		To Date this Month	-	150	350	650	800	950	950	950	1.250	1.500	1.600	1.700	1.850	1.950	1.950	2.100	2.100	2.200	2.350	2.450	2.600	2.600	2.750	3.000	3.150	3.250	3.350	3.350	3.350	3.350	3.350	3.350

Mukti Group

REKAP LAPORAN CHEMICAL & WATER TREATMENT

Periode : Maret 2026

			1	2	3	4	5	6	7	8	9	10	11	12	13	14	15	16	17	18	19	20	21	22	23	24	25	26	27	28	29	30	31	Total
Watertreatment :	TO PKS	This Day																																
		To Date this Month	-	-	-	-	-	-	-	-	-	-	-	-	-	-	-	-	-	-	-	-	-	-	-	-	-	-	-	-	-	-	-	6.481
	Water Intake/clarifier (M³)	This Day		360,0	347,0	353,0	367,0	502,0	125,0		348,0	305,0	362,0	356,0	362,0	347,0		329,0	476,0	348,0		530,0				415,0	380,0	355,0	605,0	127,0		409,0	443,0	
		To Date this Month	-	360	707	1.060	1.427	1.929	2.054	2.054	2.402	2.707	3.069	3.425	3.787	4.134	4.134	4.463	4.939	5.287	5.287	5.817	5.817	5.817	5.817	6.232	6.612	6.967	7.572	7.699	7.699	8.108	8.551	8.551
	Domistik	This Day		46,20	25,60	33,20	10,54	57,70			30,50	18,93	51,60	39,20	12,26	53,10		23,76	10,57	44,20		50,40				55,80	18,08	53,10	47,30			52,50	35,80	
		To Date this Month	-	46,20	71,80	105,00	115,54	173,24	173,24	173,24	203,74	222,67	274,27	313,47	325,73	378,83	378,83	402,59	413,16	457,36	457,36	507,76	507,76	507,76	507,76	563,56	581,64	634,74	682,04	682,04	682,04	734,54	770,34	770
	Demint Plant	This Day		212,4	182,9	196,9	161,4	309,0	84,0		175,1	186,2	176,9	183,1	181,3	182,9		195,1	272,2	182,1		297,0				219,8	212,1	219,2	362,9			257,7	246,2	
		To Date this Month	-	212,4	395	592	754	1.063	1.147	1.147	1.322	1.508	1.685	1.868	2.049	2.232	2.232	2.427	2.699	2.882	2.882	3.179	3.179	3.179	3.179	3.398	3.610	3.830	4.193	4.193	4.193	4.450	4.696	4.696
	Waduk	This Day		541,0	550	551	539	775	182		435	464	611	599	540	445		533	754	468		457				776	777	536	754	250		546	564	
		To Date this Month	-	541,0	1.091	1.642	2.181	2.956	3.138	3.138	3.573	4.037	4.648	5.247	5.787	6.232	6.232	6.765	7.519	7.987	7.987	8.444	8.444	8.444	8.444	9.220	9.997	10.533	11.287	11.537	11.537	12.083	12.647	12.647
TOTAL			-	619	1.174	1.757	2.296	3.165	3.374	3.374	3.927	4.438	5.028	5.606	6.162	6.745	6.745	7.293	8.052	8.626	8.626	9.503	9.503	9.503	9.503	10.194	10.804	11.431	12.447	12.574	12.574	13.293	14.018	
Chemical :	Tawas/Alum	This Day						50,0				50,0			50,0			50,0				50,0				50,0		50,0		50,0			50,0	
		To Date this Month	-	-	-	-	-	50,0	50,0	50,0	50,0	100,0	100,0	100,0	150,0	150,0	150,0	200,0	200,0	200,0	200,0	250,0	250,0	250,0	250,0	300,0	300,0	350,0	350,0	400,0	400,0	400,0	450,0	450,0
	Soda Ash	This Day		30,0		1,0	20,0					30,0																					30,0	
		To Date this Month	-	30,0	30,0	31,0	51,0	51,0	51,0	51,0	51,0	81,0	81,0	81,0	81,0	81,0	81,0	81,0	81,0	81,0	81,0	81,0	81,0	81,0	81,0	81,0	81,0	81,0	81,0	81,0	81,0	81,0	111,0	111,0
	POLIMER/Floculan	This Day			0,3		0,3				0,3		0,3						0,3			0,3						0,3	0,3				0,3	
		To Date this Month	-	-	0,3	0,3	0,6	0,6	0,6	0,6	0,9	0,9	1,2	1,2	1,2	1,2	1,2	1,2	1,5	1,5	1,5	1,8	1,8	1,8	1,8	1,8	1,8	2,1	2,4	2,4	2,4	2,4	2,7	2,7
	HCL	This Day																											600					
		To Date this Month	-	-	-	-	-	-	-	-	-	-	-	-	-	-	-	-	-	-	-	-	-	-	-	-	-	-	600	600	600	600	600	600
	S-2101(Oxigen Scavenger)	This Day		3,5	3,0			3,5			3,0	3,5	3,5	3,0				3,5	3,0			3,0					4,0	3,5	3,5			3,0	3,5	
		To Date this Month	-	3,5	6,5	6,5	6,5	10,0	10,0	10,0	13,0	16,5	20,0	23,0	23,0	23,0	23,0	26,5	29,5	29,5	29,5	32,5	32,5	32,5	32,5	32,5	36,5	40,0	43,5	43,5	43,5	46,5	50,0	50,0
	S-2201(Scale Inhibitor)	This Day		2,5	0,3			1,5			1,0	1,0	1,5	1,5				1,5	1,0			1,0				0,5	1,0	1,0	1,0			1,0	1,0	
		To Date this Month	-	2,5	2,8	2,8	2,8	4,3	4,3	4,3	5,3	6,3	7,8	9,3	9,3	9,3	9,3	10,8	11,8	11,8	11,8	12,8	12,8	12,8	12,8	13,3	14,3	15,3	16,3	16,3	16,3	17,3	18,3	18,3
	S-2001(Alkalinity Booster)	This Day		3,0	1,5			2,0			1,0	1,5	1,0	2,0				0,5	0,5			0,5				0,5	2,0	1,0	1,0			1,5	2,0	
		To Date this Month	-	3,0	4,5	4,5	4,5	6,5	6,5	6,5	7,5	9,0	10,0	12,0	12,0	12,0	12,0	12,5	13,0	13,0	13,0	13,5	13,5	13,5	13,5	14,0	16,0	17,0	18,0	18,0	18,0	19,5	21,5	21,5
	CAUSTIC SODA	This Day						300																										
		To Date this Month		-	-	-	-	300	300	300	300	300	300	300	300	300	300	300	300	300	300	300	300	300	300	300	300	300	300	300	300	300	300	300
	CALCIUM	This Day		150	250	300	150	200			100	200	100	100	150	100		150	250	150		400				100	200	100	150			150	150	
		To Date this Month	-	150	400	700	850	1.050	1.050	1.050	1.150	1.350	1.450	1.550	1.700	1.800	1.800	1.950	2.200	2.350	2.350	2.750	2.750	2.750	2.750	2.850	3.050	3.150	3.300	3.300	3.300	3.450	3.600	3.600

Mukti Group

REKAP LAPORAN CHEMICAL & WATER TREATMENT

Periode : April 2026

			1	2	3	4	5	6	7	8	9	10	11	12	13	14	15	16	17	18	19	20	21	22	23	24	25	26	27	28	29	30		Total
Watertreatment :	TO PKS	This Day																																
		To Date this Month	-	-	-	-	-	-	-	-	-	-	-	-	-	-	-	-	-	-	-	-	-	-	-	-	-	-	-	-	-	-	-	6.481
	Water Intake/clarifier (M³)	This Day	521,0	426,0		515,0		311,0	417,0	367,0	390,0	535,0	184,0		469,0	477,0	350,0	406,0	462,0	363,0		429,0	413,0	515,0	303,0	497,0	379,0		400,0	414,0	442,0	463,0		
		To Date this Month	521	947	947	1.462	1.462	1.773	2.190	2.557	2.947	3.482	3.666	3.666	4.135	4.612	4.962	5.368	5.830	6.193	6.193	6.622	7.035	7.550	7.853	8.350	8.729	8.729	9.129	9.543	9.985	10.448	10.448	10.448
	Domistik	This Day	52,50	18,08		30,50		12,10	25,60	18,93	11,37	50,00	9,20		65,80	58,20	87,90	11,47	12,20	60,5		70,30	40,90	48,10	12,24	44,20	54,50		12,65	39,50	36,6	40,90		
		To Date this Month	52,50	70,58	70,58	101,08	101,08	113,18	138,78	157,71	169,08	219,08	228,28	228,28	294,08	352,28	440,18	451,65	463,85	524,35	524,35	594,65	635,55	683,65	695,89	740,09	794,59	794,59	807,24	846,74	883,34	924,24	924,24	924
	Demint Plant	This Day	274,7	199,1		222,6		152,4	202,1	159,0	195,9	237,4			252,7	254,0	197,0	204,0	220,0	167,0		219,4	219,7	175,5	178,5	240,0	209,3		190,5	217,5	203,0	252,0		
		To Date this Month	275	473,8	474	696	696	849	1.051	1.210	1.406	1.643	1.643	1.643	1.896	2.150	2.347	2.551	2.771	2.938	2.938	3.157	3.377	3.553	3.731	3.971	4.180	4.180	4.371	4.588	4.791	5.043	5.043	5.043
	Waduk	This Day	685	568,0		1.380		401	645	601	571	742	244		598	884	563	598	568	465		536	570	672	475	592	721		598	585	568	598		
		To Date this Month	685	1.253	1.253	2.633	2.633	3.034	3.679	4.280	4.851	5.593	5.837	5.837	6.435	7.319	7.882	8.480	9.048	9.513	9.513	10.049	10.619	11.291	11.766	12.358	13.079	13.079	13.677	14.262	14.830	15.428	15.428	15.428
TOTAL			848	1.491	1.491	2.259	2.259	2.735	3.380	3.925	4.522	5.344	5.537	5.537	6.325	7.114	7.749	8.371	9.065	9.655	9.655	10.374	11.048	11.786	12.280	13.061	13.704	13.704	14.307	14.978	15.660	16.416	16.416	
Chemical :	Tawas/Alum	This Day		50,0					50,0							50,0		50,0				50,0		50,0					50,0			50,0		
		To Date this Month	-	50,0	50,0	50,0	50,0	50,0	100,0	100,0	100,0	100,0	100,0	100,0	100,0	150,0	150,0	200,0	200,0	200,0	200,0	250,0	250,0	300,0	300,0	300,0	300,0	300,0	350,0	350,0	350,0	400,0	400,0	400,0
	Soda Ash	This Day													2,0		1,0					30,0		3,0		2,0								
		To Date this Month	-	-	-	-	-	-	-	-	-	-	-	-	2,0	2,0	3,0	3,0	3,0	3,0	3,0	33,0	33,0	36,0	36,0	38,0	38,0	38,0	38,0	38,0	38,0	38,0	38,0	38,0
	POLIMER/Floculan	This Day				0,3			0,3						0,3	0,3		0,3		0,3			0,3		0,3		0,3		0,3		0,3			
		To Date this Month	-	-	-	0,3	0,3	0,3	0,6	0,6	0,6	0,6	0,6	0,6	0,9	1,2	1,2	1,5	1,5	1,8	1,8	1,8	2,1	2,1	2,4	2,4	2,7	2,7	3,0	3,0	3,3	3,3	3,3	3,3
	HCL	This Day																																
		To Date this Month	-	-	-	-	-	-	-	-	-	-	-	-	-	-	-	-	-	-	-	-	-	-	-	-	-	-	-	-	-	-	-	-
	S-2101(Oxigen Scavenger)	This Day		3,0		1,0		3,5		3,5	3,5				3,0	3,0	3,0	2,0	3,0			1,0	3,5	3,5		3,0	3,0			3,5				
		To Date this Month	-	3,0	3,0	4,0	4,0	7,5	7,5	11,0	14,5	14,5	14,5	14,5	17,5	20,5	23,5	25,5	28,5	28,5	28,5	29,5	33,0	36,5	36,5	39,5	42,5	42,5	42,5	46,0	46,0	46,0	46,0	46,0
	S-2201(Scale Inhibitor)	This Day		0,5		1,0		0,5		1,0	1,5				1,5	1,0	1,0	1,0	1,5			1,0	1,0	1,0		1,0	1,0			2,0	1,0	1,5		
		To Date this Month	-	0,5	0,5	1,5	1,5	2,0	2,0	3,0	4,5	4,5	4,5	4,5	6,0	7,0	8,0	9,0	10,5	10,5	10,5	11,5	12,5	13,5	13,5	14,5	15,5	15,5	15,5	17,5	18,5	20,0	20,0	20,0
	S-2001(Alkalinity Booster)	This Day		0,5		1,5		1,0		1,0	2,0				1,0	1,0	1,0	1,5	1,5			3,0	1,0	1,0		2,0	1,5			2,0	3,5	1,5		
		To Date this Month	-	0,5	0,5	2,0	2,0	3,0	3,0	4,0	6,0	6,0	6,0	6,0	7,0	8,0	9,0	10,5	12,0	12,0	12,0	15,0	16,0	17,0	17,0	19,0	20,5	20,5	20,5	22,5	26,0	27,5	27,5	27,5
	CAUSTIC SODA	This Day	300																															
		To Date this Month	300	300	300	300	300	300	300	300	300	300	300	300	300	300	300	300	300	300	300	300	300	300	300	300	300	300	300	300	300	300	300	300
	CALCIUM	This Day	200	200		150		200	150	200	250	350			450	250	250	200	300	250		250	200		450	1.100	150		200	300	200	350		
		To Date this Month	200	400	400	550	550	750	900	1.100	1.350	1.700	1.700	1.700	2.150	2.400	2.650	2.850	3.150	3.400	3.400	3.650	3.850	3.850	4.300	5.400	5.550	5.550	5.750	6.050	6.250	6.600	6.600	6.600

Mukti Group

REKAP LAPORAN CHEMICAL & WATER TREATMENT

Periode : Mei 2026

			1	2	3	4	5	6	7	8	9	10	11	12	13	14	15	16	17	18	19	20	21	22	23	24	25	26	27	28	29	30	31	Total
Watertreatment :	TOPKS	This Day																																
		To Date this Month	-	-	-	-	-	-	-	-	-	-	-	-	-	-	-	-	-	-	-	-	-	-	-	-	-	-	-	-	-	-	-	6.481
	Water Intake/clarifier (M³)	This Day	146,0	318,0	170,0	374,0	403,0	427,0	410,0	347,0	341,0	168,0	397,0	441,0	408,0	126,0	344,0	339,0	142,0	398,0	377,0	315,0	374,0	392,0	353,0	119,0	441,0	370,0	96,0	418,0	522,0	416,0		
		To Date this Month	146	464	634	1.008	1.411	1.838	2.248	2.595	2.936	3.104	3.501	3.942	4.350	4.476	4.820	5.159	5.301	5.699	6.076	6.391	6.765	7.157	7.510	7.629	8.070	8.440	8.536	8.954	9.476	9.892	9.892	9.892
	Domistik	This Day		31,20		47,30	11,17	76,20	44,20	85,50	17,56		30,80	55,80	11,23		50,00	18,93		10,7	37,00	30,80	30,80	36,60	44,20		53,30	10,65		55,80	48,1	40,90		
		To Date this Month	-	31,20	31,20	78,50	89,67	165,87	210,07	295,57	313,13	313,13	343,93	399,73	410,96	410,96	460,96	479,89	479,89	490,58	527,58	558,38	589,18	625,78	669,98	669,98	723,28	733,93	733,93	789,73	837,83	878,73	878,73	879
	Demint Plant	This Day		175,2		200,8	250,9	191,2	215,5	186,4	158,6		198,2	212,7	195,6		217,7	183,7		198,0	165,5	163,2	174,0	176,0	175,0		237,1	203,0		201,3	351,3	233,2		
		To Date this Month	-	175	175	376	627	818	1.034	1.220	1.379	1.379	1.577	1.790	1.985	1.985	2.203	2.387	2.387	2.585	2.750	2.913	3.087	3.263	3.438	3.438	3.675	3.878	3.878	4.080	4.431	4.664	4.664	4.664
	Waduk	This Day		506,0		495	525	556	525	452	465		552	560			494	490		452	743	564	469	680	509		568	482		613	703	506		
		To Date this Month	-	506	506	1.001	1.526	2.082	2.607	3.059	3.524	3.524	4.076	4.636	4.636	4.636	5.130	5.620	5.620	6.072	6.815	7.379	7.848	8.528	9.037	9.037	9.605	10.087	10.087	10.700	11.403	11.909	11.909	11.909
TOTAL			146	670	840	1.463	2.128	2.822	3.492	4.111	4.628	4.796	5.422	6.131	6.746	6.872	7.484	8.025	8.167	8.774	9.354	9.863	10.441	11.046	11.618	11.737	12.469	13.052	13.148	13.823	14.745	15.435	15.435	
Chemical :	Tawas/Alum	This Day				50,0			51,5	50,0				50,0				50,0				50,0		50,0				50,0				50,0		
		To Date this Month	-	-	-	50,0	50,0	50,0	101,5	151,5	151,5	151,5	151,5	201,5	201,5	201,5	201,5	251,5	251,5	251,5	251,5	301,5	301,5	351,5	351,5	351,5	351,5	401,5	401,5	401,5	401,5	451,5	451,5	451,5
	Soda Ash	This Day				2,0	1,0	2,0	3,0		1,0						32,0	1,0		32,0		30,0		30,0			32,0			30,0	30,0			
		To Date this Month	-	-	-	2,0	3,0	5,0	8,0	8,0	9,0	9,0	9,0	9,0	9,0	9,0	41,0	42,0	42,0	74,0	74,0	104,0	104,0	134,0	134,0	134,0	166,0	166,0	166,0	196,0	226,0	226,0	226,0	226,0
	POLIMER/Floculan	This Day		0,3			0,3		1,3		0,3			0,3			0,3			0,3		0,3		0,3			0,3				0,3	0,3		
		To Date this Month	-	0,3	0,3	0,3	0,6	0,6	1,9	1,9	2,2	2,2	2,2	2,5	2,5	2,5	2,8	2,8	2,8	3,1	3,1	3,4	3,4	3,7	3,7	3,7	4,0	4,0	4,0	4,3	4,6	4,6	4,6	4,6
	HCL	This Day					600																											
		To Date this Month	-	-	-	-	600	600	600	600	600	600	600	600	600	600	600	600	600	600	600	600	600	600	600	600	600	600	600	600	600	600	600	600
	S-2101(Oxigen Scavenger)	This Day		3,0		3,5	3,0			3,5			3,5	3,5	4,0			3,5		3,5	3,5		3,0	3,0			3,5	3,0		3,0	3,0	3,0		
		To Date this Month	-	3,0	3,0	6,5	9,5	9,5	9,5	13,0	13,0	13,0	16,5	20,0	24,0	24,0	24,0	27,5	27,5	31,0	34,5	34,5	37,5	40,5	40,5	40,5	44,0	47,0	47,0	50,0	53,0	56,0	56,0	56,0
	S-2201(Scale Inhibitor)	This Day		1,5		1,0	0,5			1,0			1,0	1,0	0,5			1,5		1,0	1,0		0,5	0,5			0,5	0,5		0,5	0,5	1,0		
		To Date this Month	-	1,5	1,5	2,5	3,0	3,0	3,0	4,0	4,0	4,0	5,0	6,0	6,5	6,5	6,5	8,0	8,0	9,0	10,0	10,0	10,5	11,0	11,0	11,0	11,5	12,0	12,0	12,5	13,0	14,0	14,0	14,0
	S-2001(Alkalinity Booster)	This Day		1,5		1,0	1,0			1,5			1,0	1,0	0,5			0,5		1,5	1,0		1,0	1,0			1,0	1,0		1,0	0,5	0,5		
		To Date this Month	-	1,5	1,5	2,5	3,5	3,5	3,5	5,0	5,0	5,0	6,0	7,0	7,5	7,5	7,5	8,0	8,0	9,5	10,5	10,5	11,5	12,5	12,5	12,5	13,5	14,5	14,5	15,5	16,0	16,5	16,5	16,5
	CAUSTIC SODA	This Day				300																						300						
		To Date this Month	-	-	-	300	300	300	300	300	300	300	300	300	300	300	300	300	300	300	300	300	300	300	300	300	300	600	600	600	600	600	600	600
	CALCIUM	This Day		150		400	200	250	250	150	200		200	200	150			500		400	200	200	200	300	200		400	250		350	300	350		
		To Date this Month	-	150	150	550	750	1.000	1.250	1.400	1.600	1.600	1.800	2.000	2.150	2.150	2.150	2.650	2.650	3.050	3.250	3.450	3.650	3.950	4.150	4.150	4.550	4.800	4.800	5.150	5.450	5.800	5.800	5.800

Mukti Group

REKAP LAPORAN CHEMICAL & WATER TREATMENT

Periode : Juni 2026

			1	2	3	4	5	6	7	8	9	10	11	12	13	14	15	16	17	18	19	20	21	22	23	24	25	26	27	28	29	30		Total
Watertreatment :	TO PKS	This Day																																
		To Date this Month	-	-	-	-	-	-	-	-	-	-	-	-	-	-	-	-	-	-	-	-	-	-	-	-	-	-	-	-	-	-	-	6.481
	Water Intake/clarifier (M³)	This Day		494,0	410,0	422,0	507,0	350,0	123,0	272,0	381,0	378,0	427,0	345,0	311,0	103,0	458,0	94,0	492,0	497,0	486,0	432,0	157,0	385,0	391,0	413,0	416,0	328,0	373,0		492,0	377,0		
		To Date this Month	-	494	904	1.326	1.833	2.183	2.306	2.578	2.959	3.337	3.764	4.109	4.420	4.523	4.981	5.075	5.567	6.064	6.550	6.982	7.139	7.524	7.915	8.328	8.744	9.072	9.445	9.445	9.937	10.314	10.314	10.314
	Domistik	This Day		30,50	32,50	30,50	48,10	33,20		18,93	11,37	48,20	40,90	30,50	42,10		53,30		30,80	60,50	42,20	44,20		48,10	12,24	44,20	54,50	39,50	12,65		58,20	40,90		
		To Date this Month	-	30,50	63,00	93,50	141,60	174,80	174,80	193,73	205,10	253,30	294,20	324,70	366,80	366,80	420,10	420,10	450,90	511,40	553,60	597,80	597,80	645,90	658,14	702,34	756,84	796,34	808,99	808,99	867,19	908,09	908,09	908
	Demint Plant	This Day		237,7	245,1	241,2	309,5	194,1		169,6	187,0	176,6	224,0	192,1	163,9	28,5	251,8	26,7	288,0	309,0	296,3	280,7	25,8	218,1	238,5	217,5	217,5	120,4	160,7		237,9	202,0		
		To Date this Month	-	238	483	724	1.034	1.228	1.228	1.397	1.584	1.761	1.985	2.177	2.341	2.369	2.621	2.648	2.936	3.245	3.541	3.822	3.848	4.066	4.304	4.522	4.739	4.860	5.020	5.020	5.258	5.460	5.460	5.460
	Waduk	This Day		687,0	556	765	583	532		448	456	764	564	452	642	174	679	135	620	610	538	1.181	222	515	520	808	656	682	450		732	620		
		To Date this Month	-	687	1.243	2.008	2.591	3.123	3.123	3.571	4.027	4.791	5.355	5.807	6.449	6.623	7.302	7.437	8.057	8.667	9.205	10.386	10.608	11.123	11.643	12.451	13.107	13.789	14.239	14.239	14.971	15.591	15.591	15.591
TOTAL			-	762	1.450	2.144	3.008	3.585	3.708	4.169	4.748	5.351	6.043	6.611	7.128	7.259	8.022	8.143	8.954	9.820	10.645	11.402	11.584	12.236	12.877	13.552	14.240	14.728	15.274	15.274	16.062	16.682	16.682	
Chemical :	Tawas/Alum	This Day		50,0	50,0		50,0	50,0			50,0		50,0		50,0				50,0						7,0	50,0			50,0		50,0			
		To Date this Month	-	50,0	100,0	100,0	150,0	200,0	200,0	200,0	250,0	250,0	300,0	300,0	350,0	350,0	350,0	350,0	400,0	400,0	400,0	400,0	400,0	400,0	407,0	457,0	457,0	457,0	507,0	507,0	557,0	557,0	557,0	557,0
	Soda Ash	This Day		30,0	30,0		30,0				30,0		30,0		30,0		30,0			30,0	20,0			30,0	0,2		30,0				32,0	21,0		
		To Date this Month	-	30,0	60,0	60,0	90,0	90,0	90,0	90,0	120,0	120,0	150,0	150,0	180,0	180,0	210,0	210,0	210,0	240,0	260,0	260,0	260,0	290,0	290,2	290,2	320,2	320,2	320,2	320,2	352,2	373,2	373,2	373,2
	POLIMER/Floculan	This Day		0,3	0,3		0,3				0,3		0,3		0,3		0,3			0,3	0,2			0,3	0,2		0,3				0,3	0,2		
		To Date this Month	-	0,3	0,6	0,6	0,9	0,9	0,9	0,9	1,2	1,2	1,5	1,5	1,8	1,8	2,1	2,1	2,1	2,4	2,6	2,6	2,6	2,9	3,1	3,1	3,4	3,4	3,4	3,4	3,7	3,9	3,9	3,9
	HCL	This Day																						600										
		To Date this Month	-	-	-	-	-	-	-	-	-	-	-	-	-	-	-	-	-	-	-	-	-	600	600	600	600	600	600	600	600	600	600	600
	S-2101(Oxigen Scavenger)	This Day			3,0	3,0		3,0		3,0		3,0	3,0	3,5	3,0				3,5	3,5	3,5	3,5		3,5	3,5		3,5		3,0		3,0			
		To Date this Month	-	-	3,0	6,0	6,0	9,0	9,0	12,0	12,0	15,0	18,0	21,5	24,5	24,5	24,5	24,5	28,0	31,5	35,0	38,5	38,5	42,0	45,5	45,5	49,0	49,0	52,0	52,0	55,0	55,0	55,0	55,0
	S-2201(Scale Inhibitor)	This Day			1,0	0,5		1,0		1,0		1,0	1,0	0,5	0,5				0,5	0,5	0,5	1,0		2,5	0,5		0,5				0,5			
		To Date this Month	-	-	1,0	1,5	1,5	2,5	2,5	3,5	3,5	4,5	5,5	6,0	6,5	6,5	6,5	6,5	7,0	7,5	8,0	9,0	9,0	11,5	12,0	12,0	12,5	12,5	12,5	12,5	13,0	13,0	13,0	13,0
	S-2001(Alkalinity Booster)	This Day			0,5	1,0		1,0		1,0		1,0	1,0	0,5	0,5				0,5	0,5	0,5	2,0		3,0	0,5		0,5		0,5		0,5			
		To Date this Month	-	-	0,5	1,5	1,5	2,5	2,5	3,5	3,5	4,5	5,5	6,0	6,5	6,5	6,5	6,5	7,0	7,5	8,0	10,0	10,0	13,0	13,5	13,5	14,0	14,0	14,5	14,5	15,0	15,0	15,0	15,0
	CAUSTIC SODA	This Day		300																		300											
		To Date this Month	-	300	300	300	300	300	300	300	300	300	300	300	300	300	300	300	300	300	300	600	600	600	600	600	600	600	600	600	600	600	600	600
	CALCIUM	This Day		300	300	250	250	250		300	100	150	200	250	200		300		450	400	350			350	850	350	250	250	200		350	300		
		To Date this Month	-	300	600	850	1.100	1.350	1.350	1.650	1.750	1.900	2.100	2.350	2.550	2.550	2.850	2.850	3.300	3.700	4.050	4.050	4.050	4.400	5.250	5.600	5.850	6.100	6.300	6.300	6.650	6.950	6.950	6.950

Lampiran 9 Turnitin

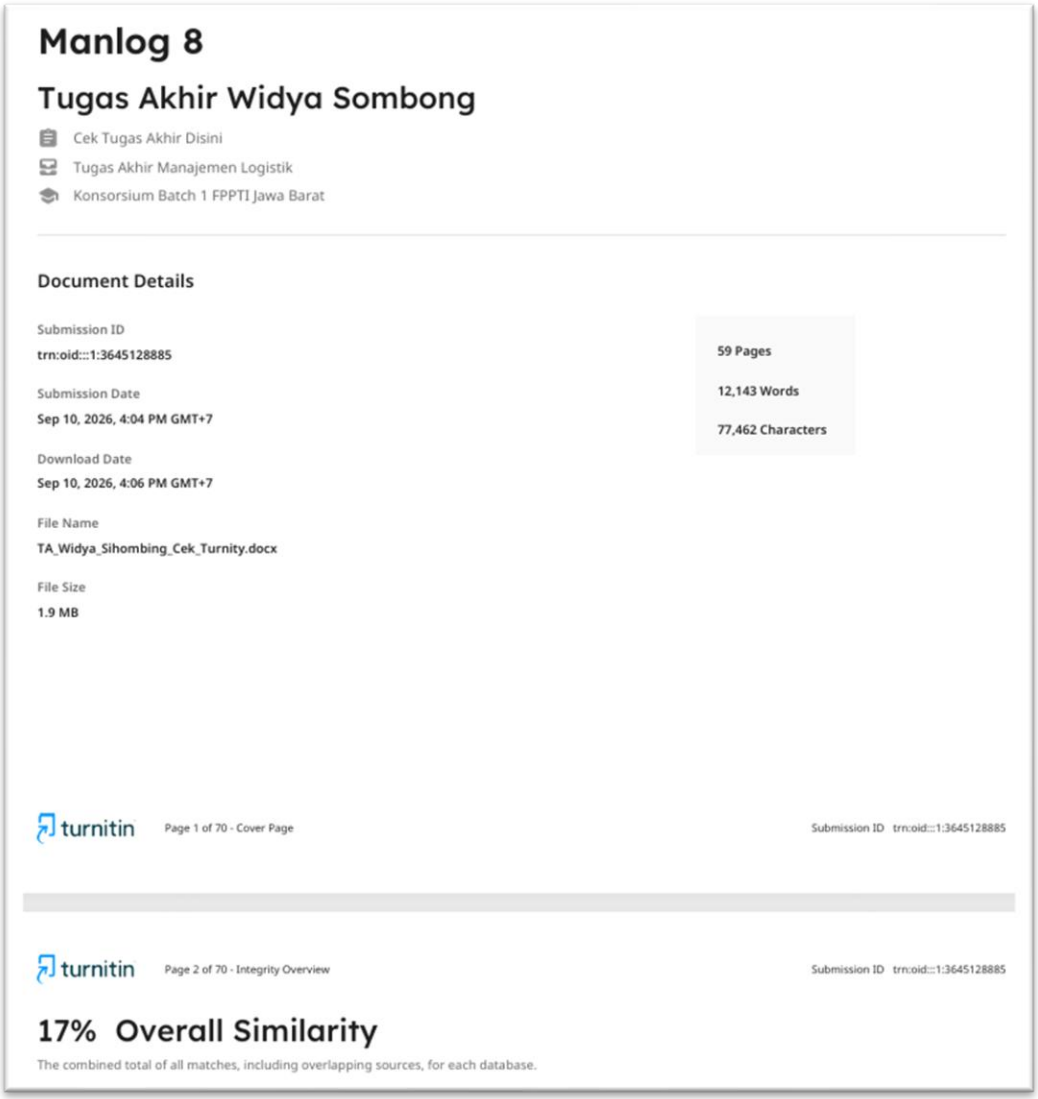

Manlog 8

Tugas Akhir Widya Sombong

Cek Tugas Akhir Disini
Tugas Akhir Manajemen Logistik
Konsorsium Batch 1 FPPTI Jawa Barat

Document Details

Submission ID
trn:oid:::1:3645128885

Submission Date
Sep 10, 2026, 4:04 PM GMT+7

Download Date
Sep 10, 2026, 4:06 PM GMT+7

File Name
TA_Widya_Sihombing_Cek_Turnity.docx

File Size
1.9 MB

59 Pages
12,143 Words
77,462 Characters

turnitin Page 1 of 70 - Cover Page Submission ID trn:oid:::1:3645128885

turnitin Page 2 of 70 - Integrity Overview Submission ID trn:oid:::1:3645128885

17% Overall Similarity

The combined total of all matches, including overlapping sources, for each database.